common core

CLASS CHECKLISTS

Second Grade

THANK YOU!

Thanks so much for downloading this resource! I truly appreciate it and hope it is exactly what you were looking for! Remember to leave feedback to earn credits towards future products. Please contact me with questions/concerns. jessica@mrsplemonskindergarten.com

TERMS OF USE

This resource is for single classroom use only. Sharing or reselling is not permitted without prior permission from the author. Copying any or all of this resource and uploading it to the internet or file sharing servers of any kind (including but not limited to classroom websites), is a violation of the Digital Millennium Copyright Act (DMCA).
© Mrs. Plemons' Kindergarten by Jessica Plemons

LET'S CONNECT

Click the icons below for more products, freebies and ideas for your classroom!

BLOG

NEWSLETTER

Click the link below to sign up for the latest news from Mrs. Plemons' Kindergarten including EXCLUSIVE freebies, ideas, activities, and more!

SIGN UP HERE

FONTS & GRAPHICS

Thank you to these artists for creating the beautiful fonts & graphics used in this product!

HOW TO USE THESE CHECKLISTS:

Starting with the first spreadsheet page, click in the blue boxes to enter student names. There are 2 identical pages with 15 spots each so that you have space to enter up to 30 student names.



You will only need to enter each students' name ONCE! After you type your class list into the first 2 pages, it will automatically copy to each new page of standards.



© Mrs. Plemons' Kindergarten 2016

Second Grade:
Language
(pg 1)

Student Name	L.2.1.A Use collective nouns (e.g., group).	L.2.1.B Form and use frequently occurring irregular plural nouns (e.g., feet, children, teeth, mice, fish).	L.2.1.C Use reflexive pronouns (e.g., myself, ourselves).	L.2.1.D Form and use the past tense of frequently occurring irregular verbs (e.g., sat, hid, told).	L.2.1.E Use adjectives and adverbs, and choose between them depending on what is to be modified.	L.2.1.F Produce, expand, and rearrange complete simple and compound sentences.	L.2.2.A Capitalize holidays, product names, and geographic names.

Preview

© Mrs. Plemons' Kindergarten 2016

Second Grade:
Language
(pg 2)

Student Name	L.2.2.B Use commas in greetings and closings of letters.	L.2.2.C Use an apostrophe to form contractions and frequently occurring possessives.	L.2.2.D Generalize learned spelling patterns when writing words (e.g., cage → badge; boy → boil).	L.2.2.E Consult reference materials, including beginning dictionaries, as needed to check and correct spellings.	L.2.3.A Compare formal and informal uses of English	L.2.4.A Use sentence-level context as a clue to the meaning of a word or phrase.	L.2.4.B Determine the meaning of the new word formed when a known prefix is added to a known word (e.g., happy/unhappy, tell/retell).

Preview

© Mrs. Plemons' Kindergarten 2016

more products you may like

SECOND GRADE MATH EXIT TICKETS



(Click each image to see more)

more products you may like

SECOND GRADE ELA EXIT TICKETS

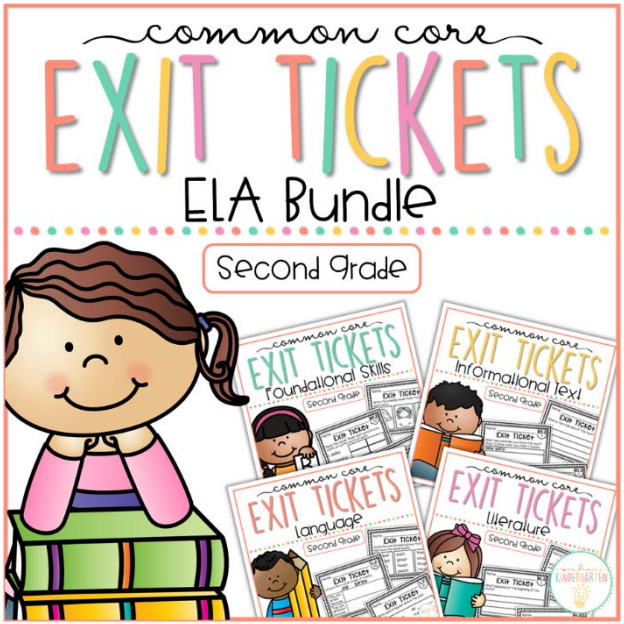

(Click each image to see more)