




CHEVRON

Classroom

Decor Kit



By Jessica Plemons

CHEVRON Classroom Decor Kit

By Jessica Plemons

Number Line

Print, laminate and post as a reference

1	2	3	4	5	6	7	8	9	10	11	12	13	14	15
16	17	18	19	20	21	22	23	24	25	26	27	28	29	30
31	32	33	34	35	36	37	38	39	40	41	42	43	44	45
46	47	48	49	50	51	52	53	54	55	56	57	58	59	60
61	62	63	64	65	66	67	68	69	70	71	72	73	74	75
76	77	78	79	80	81	82	83	84	85	86	87	88	89	90
91	92	93	94	95	96	97	98	99	100	101	102	103	104	105
106	107	108	109	110	111	112	113	114	115	116	117	118	119	120

Birthday Board

Option 1: Print and laminate. Label small circles with student names and birthdates. Post months on top with names underneath.

Option 2: Attach circles together with ribbon. Glue small circles onto clips and clip onto circles.

Classroom Helpers

Print, laminate and post jobs on a bulletin board. Print, laminate and write student names on small rectangles. Attach under jobs with pins for easy repositioning.

Welcome Banner

Print, laminate and attach with ribbon to form a banner.

W e l c o m e t o
K i n d e r g a r t e n

Desk Name Tags

Print, laminate and write student names. *Tip: If you write names after laminating, you can use a magic eraser to erase a name and rewrite if needed.

Amelia, William, Cameron, Gabriel, Madison, Brianna

Number Posters

Print, laminate and post as a reference for students, or to use as flashcards.

Schedule Cards

Option 1: Print, laminate and attach magnets to use pieces on dry erase board.

Option 2: Print, laminate and use pieces in a pocket chart.

- Arrival
- Morning Work
- Daily 5
- Reading
- Process
- Snack
- Sum
- Lunch
- Lanary
- Math
- Science
- Dismiss

Welcome Banner

Print, laminate and attach with ribbon to form a banner.

W e l c o m e t o
K i n d e r g a r t e n

Wearable Name Tags

Print, laminate and write student names. Insert into clear name tag holders.

Amelia, William, Cameron, Madison, Gabriel, Brianna

Money Posters

Print, laminate and post as a reference for students, or to use as flashcards.

1¢, 5¢, 10¢, 25¢, 50¢, \$100

Where are We?

Print, laminate and attach using a hole punch and binder rings or ribbon. Attach arrow using Velcro dots or glue onto clothespin.

Voice Level Chart

Option 1: Print, laminate and post large posters

Option 2: Print, laminate and post smaller chart

Voice Levels: 4 Outside, 3 Groups, 2 Partners, 1 Whisper, 0 No Voices

Supply Labels

Print, laminate and use labels on supply bins to stay organized and help students find community supplies.

Table Signs

Print signs. Cut out and glue matching circles back to back. Laminate cut out and hole punch to hang above tables.

Table 1, Table 2, Table 3, Table 4, Table 5, Table 6

Clock Labels

Print, laminate and cut out circles. Post around classroom clock to help with telling time.

How Do We Go Home?

Print, laminate and attach using a hole punch and binder rings or ribbon. Write student names on clips and attach to circles.

Supply Labels

Print, laminate and use labels on supply bins to stay organized and help students find community supplies.

Alphabet Posters

Print, laminate and post as a reference for students or to use as flashcards.

Behavior Clip Chart

Print, laminate and attach using a hole punch and binder rings or ribbon. Label clips with student names and attach to the side of the chart.

Red (Stop), Orange (Check Error), Yellow (Good Work), Green (Ready to Learn), Blue (Think About it), Purple (Show Down), On Full Show

Hall Passes

Print on cardstock, laminate, hole punch and attach a ribbon to hang passes near door.


*Tip: For extra durability mount on another sheet of heavy stock paper before laminating

Girl's Bathroom, Hall Pass, Boy's Bathroom

Calendar


Print, laminate and use pieces in a calendar pocket chart. Or use pieces to post the date each day.

C c



crayons

D d




duck

Q q



queen

R r




ring

Yy



yo-yo

Zz



zipper

Voice Levels

4

Outside

3

Groups

2

Partners

1

Whisper

0

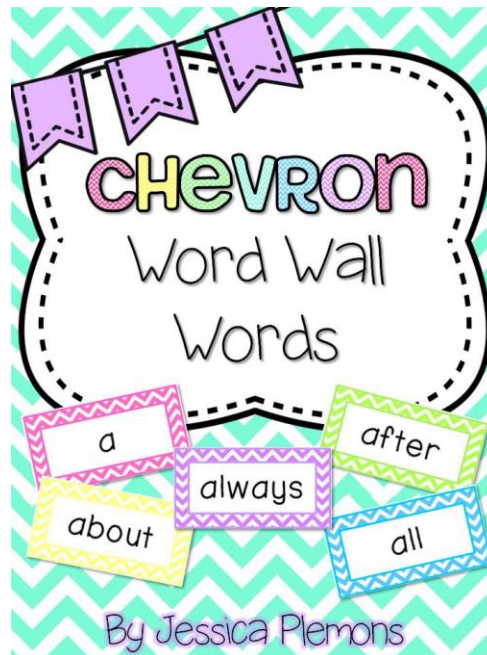
No Voices

More products you may like: Chevron Classroom Decor



By Jessica Plemons

[Complete Classroom Decor Kit](#)



By Jessica Plemons


[200+ Word Wall Words](#)



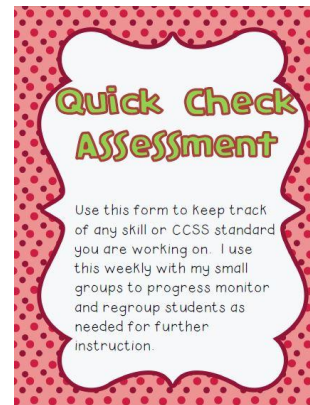
By Jessica Plemons

[FREE Welcome Banners](#)

More products you may like: Organization Resources



[Thematic Unit Binder Covers](#)



[FREE Quick Check Assessment](#)



[Class Library Labels: Green & Blue](#)






[Class Library Labels: Chevron](#)



[Class Library Labels: Black](#)



Fonts and Graphics By:



Terms of Use:

Thanks so much for your download! I really appreciate it!

This product is for single classroom use only. Please do not share it with others, instead send them to my store. Please do not copy change or distribute part or all of this product in any way.

For more products, freebies and ideas for your classroom please visit my blog:

<http://mrsplemonskindergarten.blogspot.com/>

TPT store:

<http://www.teacherspayteachers.com/Store/Mrs-Plemons-Kindergarten>

Pinterest:

<http://www.pinterest.com/mrsplemons/>

Facebook:

<https://www.facebook.com/mrsplemonskindergarten>

