


# BATS

*read & respond activities*



2 Craftivities

5 Comprehension Skills




5 Writing Activities

**DIFFERENTIATED FOR KINDERGARTEN-2ND GRADE**

# Table of Contents

Book	Response	Pages
<a href="#">There Was an Old Lady Who Swallowed a Bat</a> By Lucille Colandro	Sequence a Story ( <i>RL.K.2, RL.1.2, RL.2.2</i> )	3-7
	Narrative Writing ( <i>WK.3, W.1.3, W.2.3</i> )	8-27
<a href="#">Bats</a> By Gail Gibbons	Learn New Vocabulary ( <i>RI.K.4, RI.1.4, RI.2.4</i> )	28-30
	Bat Labeling Craftivity	31-34
	All About Writing ( <i>WK.2, W.1.2, W.2.2</i> )	35-57
<a href="#">Zipping, Zapping, Zooming Bats</a> By Ann Earle	Compare & Contrast Texts ( <i>RI.K.9, RI.1.9, RI.2.9</i> )	58-61
	Opinion Writing ( <i>WK.1 W.1.1, W.2.1</i> )	62-67
<a href="#">Stellaluna</a> By Janell Cannon	Identify Story Elements ( <i>RL.K.3, RL.1.3, RL.2.3</i> )	68-70
	Opinion Writing ( <i>WK.1 W.1.1, W.2.1</i> )	71-73
<a href="#">Bats at the Beach</a> By Brian Lies	Compare & Contrast ( <i>RL.K.9, RL.1.9, RL.2.9</i> )	74-77
	Bat Craftivity	78-80
	Narrative Writing ( <i>WK.3, W.1.3, W.2.3</i> )	81-83
Answer Keys		84-98



\*Amazon affiliate links for each book are included for your convenience

# 3 Leveled Comprehension Pages for each Text

## Kindergarten

## First Grade

Name: \_\_\_\_\_

RL  
K.3

### Stellaluna



Directions: Draw and label the story elements.

<b>Characters</b> ↓	<b>Setting</b>
------------------------	----------------

<b>Problem</b>
----------------

Name: \_\_\_\_\_

RL  
1.3

### Stellaluna



Directions: Draw and write the story elements.

<b>Characters</b>	<b>Setting</b> ←
-------------------	---------------------

<b>Solution</b>
-----------------

### Stellaluna



Directions: Draw and write the story elements.

<b>Characters</b>	<b>Setting</b>
-------------------	----------------

<b>Beginning</b>	<b>Middle</b>	<b>End</b>
------------------	---------------	------------

<b>Problem</b>	<b>Solution</b>
----------------	-----------------

## Second Grade

All activities are Common Core aligned with the standard listed in the upper right hand corner of each page.

# Answer Keys Included for All Comprehension Pages

## Kindergarten







## First Grade

Name: \_\_\_\_\_

**Answer Key** RL K.2

**There Was an Old Lady Who Swallowed a Bat**

Directions: Cut and glue the pictures in order to retell the story.






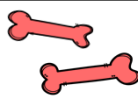

2 <sup>nd</sup>	3 <sup>rd</sup>
 There was an old lady who swallowed a bat.	 She swallowed an owl.
4 <sup>th</sup>	5 <sup>th</sup>
 She swallowed a ghost.	 She swallow
6 <sup>th</sup>	
 She swallowed some bones.	
7 <sup>th</sup>	
 She swallowed a wizard.	

Name: \_\_\_\_\_

**Answer Key** RL 1.2

**There Was an Old Lady Who Swallowed a Bat**

Directions: Cut, glue and write to retell the story in order.






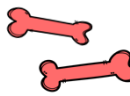


FIRST	SECOND	THIRD
 There was an old lady who swallowed a bat.	 She swallowed an owl.	 She swallowed a cat.
FOURTH	FIFTH	SIXTH
 She swallowed a ghost.	 She swallowed a goblin.	 She swallowed some bones.
		EIGHTH
		 The old lady yelled "Trick or Treat!"

Name: \_\_\_\_\_

**Answer Key** RL 2.2

**There Was an Old Lady Who Swallowed a Bat**

Directions: Draw and write to retell the story in order.

FIRST	SECOND	THIRD
 There was an old lady who swallowed a bat.	 She swallowed an owl.	 She swallowed a cat.
FOURTH	FIFTH	SIXTH
 She swallowed a ghost.	 She swallowed goblin.	 She swallowed some bones.
SEVENTH	EIGHTH	
 She swallowed a wizard.	 The old lady yelled "Trick or Treat!"	

## Second Grade

# 3 Leveled Writing Activities for each Text

## Kindergarten

Name: \_\_\_\_\_

W  
K1

Would you rather be a bat or a bird? Why?

A large rectangular box for drawing. In the top left corner, there is a cartoon bat with its wings spread. In the bottom right corner, there is a cartoon bird with its wings tucked. A large black arrow points from the bat towards the bird.

## First Grade

Name: \_\_\_\_\_

W  
11

Would you rather be a bat or a bird? Why?

A large rectangular box for drawing. In the top left corner, there is a cartoon bat with its wings spread. In the bottom right corner, there is a cartoon bird with its wings tucked. A large black arrow points from the bat towards the bird.

Name: \_\_\_\_\_

W  
21


Would you rather be a bat or a bird? Why?

A large rectangular box for drawing. In the top left corner, there is a cartoon bat with its wings spread. In the bottom right corner, there is a cartoon bird with its wings tucked. A large black arrow points from the bat towards the bird.

## Second Grade

All activities are Common Core aligned with the standard listed in the upper right hand corner of each page.

# 2 Themed Craftivities



# Terms of Use



- Thanks so much for your purchase! I truly appreciate it and hope it is exactly what you were looking for! Feel free to contact me with questions or concerns.
- This product is for single classroom use only. Please do not share it with others, instead send them to my store or purchase an additional license through TPT.

•All pages of this product are copyrighted. Please do not copy change or distribute part or all of this product in any way.

## Let's connect

Click the icons below for more products, freebies and ideas for your classroom!



Visit my blog here:

[www.mrsplemonskindergarten.com](http://www.mrsplemonskindergarten.com)

## Fonts & Graphics

Thank you to these wonderful artists for creating the fonts and graphics used in this product!

