

CHICKS

read & respond activities



2 Craftivities

RI K2

Where Do Chicks Come From?

Directions: Cut and glue each part of the life cycle in order.

Life Cycle of a Chicken

Egg

Embryo

Chick Growing

Chick Hatching

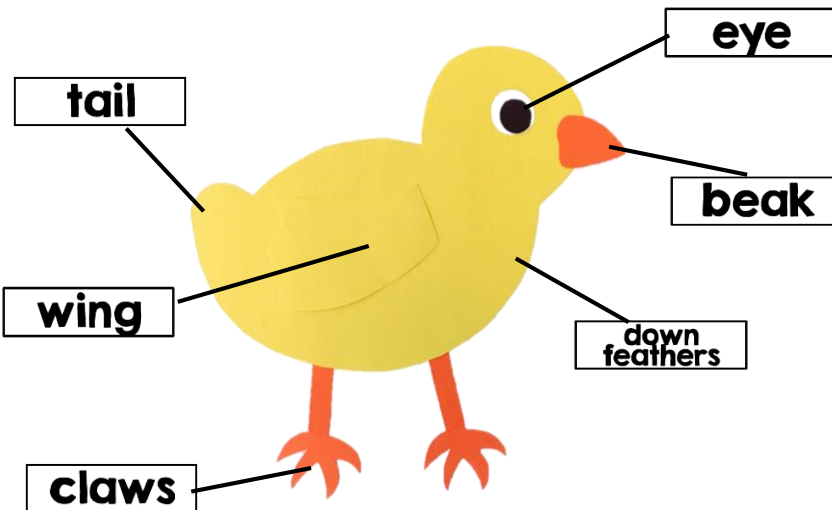
Adult Chick

Chick

Chick Grow

Hatching

5 Comprehension Skills



W K2

How to Cook Tacos

First, cut up tomatoes, cheese and lettuce.


Next,

5 Writing Activities

DIFFERENTIATED FOR KINDERGARTEN-2ND GRADE

Table of Contents

Book	Response	Pages
<u>Chicks and Salsa</u> By Aaron Reynolds	Retell the Story (<i>RL.K.2, RL.1.2, RL.2.2</i>)	3-5
	Chicken Fiesta Craftivity	6-13
	How to Writing (<i>W.K.2, W.1.2, W.2.2</i>)	14-19
<u>Where Do Chicks Come From?</u> By Amy E. Sklansky	Identify Key Information (<i>RI.K.2, RI.1.2, RI.2.2</i>)	20-24
	All About Writing (<i>W.K.2, W.1.2, W.2.2</i>)	25-47
<u>Chicks & Chickens</u> By Gail Gibbons	Use Illustrations (<i>RI.K.7, RI.1.7, RI.2.7</i>)	48-50
	Chicken Labeling Craftivity	51-56
	All About Writing (<i>W.K.2, W.1.2, W.2.2</i>)	57-79
<u>The Problem with Chickens</u> By Bruce McMillan	Ask & Answer Questions (<i>RL.K.1, RL.1.1, RL.2.1</i>)	80-82
	Opinion Writing (<i>W.K.1, W.1.1, W.2.1</i>)	83-85
<u>Big Chickens</u> By Leslie Helakoski	Words & Pictures (<i>RL.K.7, RL.1.7, RL.2.7</i>)	86-88
	Narrative Writing (<i>W.K.3, W.1.3, W.2.3</i>)	89-91
Answer Keys		92-106



3 Leveled Comprehension Pages for each Text

Kindergarten

First Grade

Name: _____

RL
K.1



The Problem With Chickens

Directions: Draw and write about your questions from the story.
When I read this part...

I Wondered...

Name: _____

RL
1.1



The Problem With Chickens

Directions: Draw and write about your questions from the story.
When I read this part...

I Wondered...

I Wondered...

Name: _____

RL
2.1



The Problem With Chickens

Directions: Write about your questions while reading each part of the story.

Beginning	I read...	I wondered...	I Found out...
	I read...	I wondered...	I Found out...
	I read...	I wondered...	I Found out...
Middle	I read...	I wondered...	I Found out...
End	I read...	I wondered...	I Found out...

Second Grade

All activities are Common Core aligned with the standard listed in the upper right hand corner of each page.

Answer Keys Included for All Comprehension Pages

Kindergarten




First Grade

Name: **Answer Key**

RL
K.2

Chicks & Salsa

Directions: Draw to retell each part of the story.




Beginning	 <p>The animals were tired of their food so they snuck into the kitchen and made salsa, guacamole, and nachos.</p>
Middle	 <p>The animals planned a fiesta but then the food went missing.</p>
End	 <p>The rooster snuck back into the kitchen and made</p>

Name: **Answer Key**

RL
1.2

Chicks & Salsa

Directions: Draw and write to retell the story.





Beginning	 <p>The animals were tired of their food so they snuck into the kitchen and made salsa, guacamole, and nachos.</p>
Middle	 <p>The animals planned a fiesta but then the food was missing.</p>
End	 <p>The rooster snuck back into the kitchen and made crepes.</p>

Name: **Answer Key**

RL
2.2

Chicks & Salsa

Directions: Retell the major events in the story.

First	Next
 <p>The chickens were tired of chicken feed so the rooster made salsa.</p>	 <p>The ducks and pigs were tired of their food so they made new food too.</p>
Then	Last
 <p>The animals planned a fiesta but the food was missing.</p>	 <p>The rooster snuck back into the kitchen and made crepes.</p>

Second Grade


3 Leveled Writing Activities for each Text

Kindergarten

First Grade

Name: _____ **W**
K2

How to Cook

 First,


Next,

Then,

Last,

Name: _____ **W**
L2


How to Cook



Second Grade

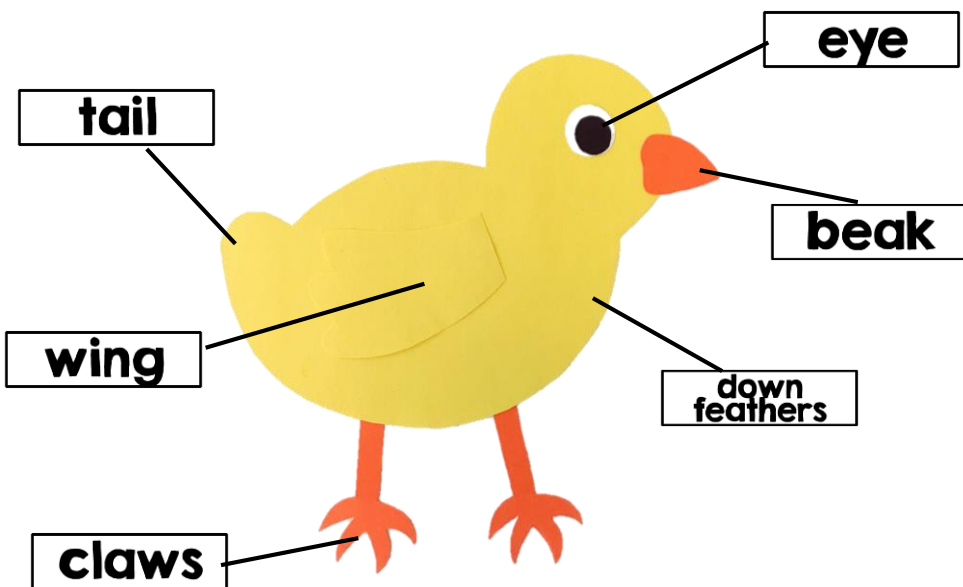
Name: _____ **W**
2.2

How to Cook



All activities are Common Core aligned with the standard listed in the upper right hand corner of each page.

2 Themed Craftivities



Terms of Use



- Thanks so much for your purchase! I truly appreciate it and hope it is exactly what you were looking for! Feel free to contact me with questions or concerns.
- This product is for single classroom use only. Please do not share it with others, instead send them to my store or purchase an additional license through TPT.

• All pages of this product are copyrighted. Please do not copy change or distribute part or all of this product in any way.

Let's connect

Click the icons below for more products, freebies and ideas for your classroom!



Visit my blog here:

www.mrsplemonskindergarten.com

Fonts & Graphics

Thank you to these wonderful artists for creating the fonts and graphics used in this product!

