


# Classroom Library Labels: Black



By Jessica Plemons

# 40 Themed Labels and 26 Guided Reading Level Labels



# How to organize your library:



Begin by organizing your books into leveled groups.









Use small circle stickers to label your books with the matching letter for its basket.




Attach labels to the baskets with Velcro so they are easy to change if needed.



Put books in baskets and arrange in order on shelves.



# How to organize your library:



Begin by organizing your books into themed groups.




Attach labels to the baskets with Velcro so they are easy to change if needed.





Arrange the baskets in the order you'd like on the shelf and number them.




Use small circle stickers to label your books with the matching number for its basket.




Zoo  
Animals



David  
Shannon




Other  
Animals



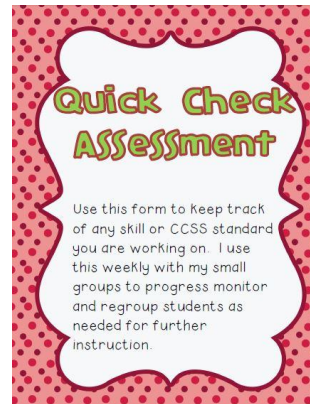
Jan  
Brett



# More products you may like: Organization Resources



Thematic Unit  
Binder Covers



FREE Quick Check  
Assessment



Class Library Labels:  
Green & Blue



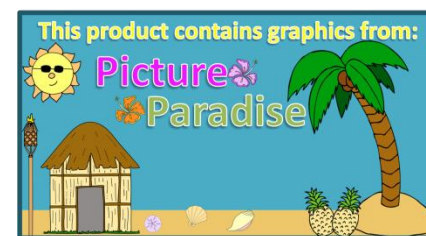


Class Library  
Labels: Chevron



Class Library  
Labels: Black



# Fonts and Graphics By:



# Terms of Use:

Thanks so much for your download! I really appreciate it!

This product is for single classroom use only. Please do not share it with others, instead send them to my store. Please do not copy change or distribute part or all of this product in any way.

For more products, freebies and ideas for your classroom please visit my blog:

<http://mrsplemonskindergarten.blogspot.com/>

TPT store:

<http://www.teacherspayteachers.com/Store/Mrs-Plemons-Kindergarten>

Pinterest:

<http://www.pinterest.com/mrsplemons/>

Facebook:

<https://www.facebook.com/mrsplemonskindergarten>

