


common core

# EXIT TICKETS

Literature

Second Grade



Three sample Exit Ticket forms are shown, overlapping each other. Each form has a decorative border and a small box in the top right corner containing a Common Core standard code.

**Form 1 (Top):** RL.2.2  
Name: \_\_\_\_\_  
**Exit Ticket**  
What is the same/different about events in the two stories?

**Form 2 (Middle):** RL.2.2  
Name: \_\_\_\_\_  
**Exit Ticket**  
What happened at the beginning of the story?

**Form 3 (Bottom):** RL.2.6  
Name: \_\_\_\_\_  
**Exit Ticket**  
Compare how 2 characters feel in the story.  
Character 1: \_\_\_\_\_  
Character 2: \_\_\_\_\_



# THANK YOU!

Thanks so much for downloading this resource! I truly appreciate it and hope it is exactly what you were looking for! Remember to leave feedback to earn credits towards future products. Please contact me with questions/concerns. [jessica@mrsplemonskindergarten.com](mailto:jessica@mrsplemonskindergarten.com)



## TERMS OF USE

This resource is for single classroom use only. Sharing or reselling is not permitted without prior permission from the author. Copying any or all of this resource and uploading it to the internet or file sharing servers of any kind (including but not limited to classroom websites), is a violation of the Digital Millennium Copyright Act (DMCA).

© Mrs. Plemons' Kindergarten by Jessica Plemons

## LET'S CONNECT

Click the icons below for more products, freebies and ideas for your classroom!



## NEWSLETTER

Click the link below to sign up for the latest news from Mrs. Plemons' Kindergarten including EXCLUSIVE freebies, ideas, activities, and more!

SIGN UP  
HERE



## FONTS & GRAPHICS

Thank you to these artists for creating the beautiful fonts & graphics used in this product!



# TABLE OF CONTENTS

Key Details.....4-7  
(*RL.2.1*)

Retell Stories.....8-11  
(*RL.2.2*)

Characters' Challenges.....12-15  
(*RL.2.3*)

Poetry.....16-19  
(*RL.2.4*)

Story Structure.....20-23  
(*RL.2.5*)

Point of View.....24-27  
(*RL.2.6*)

Illustrations.....28-31  
(*RL.2.7*)

Compare/Contrast Stories.....32-35  
(*RL.2.9*)

Data Tracking Sheets.....36-39

## HOW TO USE THESE EXIT TICKETS

These exit tickets were designed to use with any text you choose. This may be a class read aloud, a book you read to a small group, or a book students read independently.

Because the ELA standards build on the previous grades' standards, you will notice many similarities to the kindergarten and first grade versions of these exit tickets. In kindergarten, students can meet the standards with prompting and support, while in first grade students are showing understanding independently. And in second grade students are expanding their thinking.

When necessary students may need to use the back of the exit ticket pages to completely answer some questions. Be sure to give students this option in order to get a better gauge of their understanding.

Name: \_\_\_\_\_

RL.2  
|

# Exit Ticket

Where does this story take place?



Name: \_\_\_\_\_

RL.2  
|

# Exit Ticket

Where does this story take place?



Name: \_\_\_\_\_

RL.2  
|

# Exit Ticket

Where does this story take place?



Name: \_\_\_\_\_

RL.2  
|

# Exit Ticket

Where does this story take place?



Name: \_\_\_\_\_


**RL.2**  
3

# Exit Ticket

Identify the problem/solution in the story.

Problem:

Solution:



Name: \_\_\_\_\_


**RL.2**  
3

# Exit Ticket

Identify the problem/solution in the story.

Problem:

Solution:



Name: \_\_\_\_\_

**RL.2**  
3

# Exit Ticket

Identify the problem/solution in the story.

Problem:

Solution:



Name: \_\_\_\_\_


**RL.2**  
3

# Exit Ticket

Identify the problem/solution in the story.

Problem:

Solution:



Name: \_\_\_\_\_

RL.2  
7

# Exit Ticket

How do the illustrations help you understand the events?



Name: \_\_\_\_\_

RL.2  
7

# Exit Ticket

How do the illustrations help you understand the events?



Name: \_\_\_\_\_

RL.2  
7

# Exit Ticket

How do the illustrations help you understand the events?



Name: \_\_\_\_\_

RL.2  
7

# Exit Ticket

How do the illustrations help you understand the events?





# **Second Grade:** Literature (pg 1)

Student Name

RL.2.1

Ask and answer such questions as who, what, where, when, why, and how to demonstrate understanding of key details in a text.

RL.2.2

Recount stories, including fables and folktales from diverse cultures, and determine their central message, lesson, or moral.

RL.2.3

Describe how characters in a story respond to major events and challenges.

RL.2.4

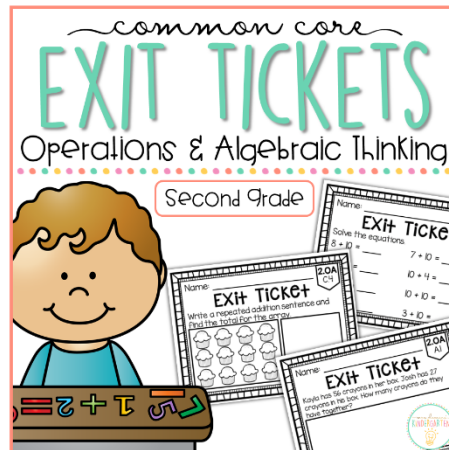

Describe how words and phrases (e.g., regular beats, alliteration, rhymes, repeated lines) supply rhythm and meaning in a story, poem, or song.

RL.2.5

Describe the overall structure of a story, including describing how the beginning introduces the story and the ending concludes the action.

# more products you may like

## SECOND GRADE MATH EXIT TICKETS



(Click each image to see more)



# more products you may like

## SECOND GRADE ELA EXIT TICKETS



(Click each image to see more)