

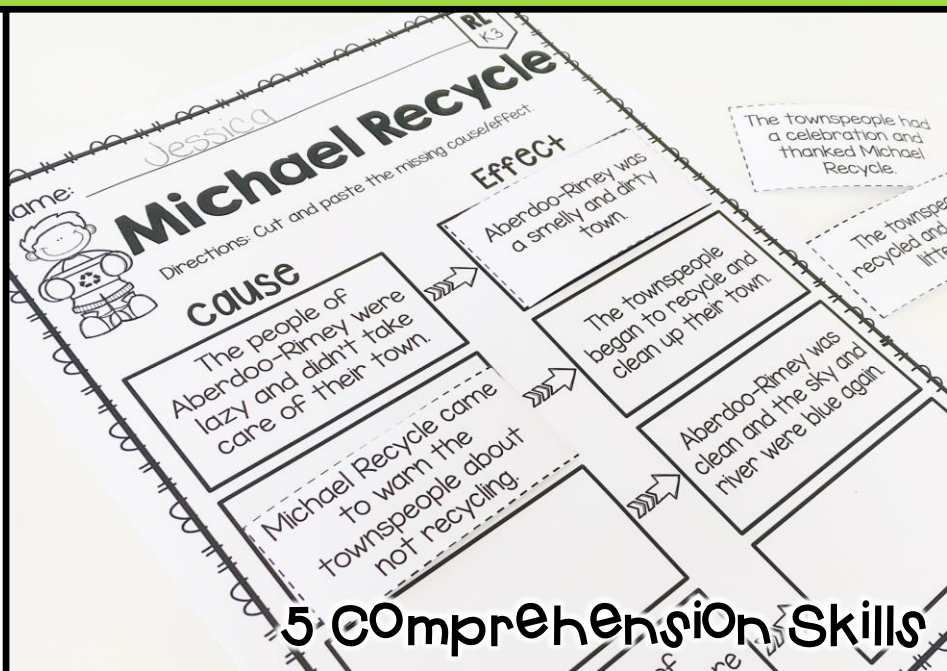


# EARTH DAY

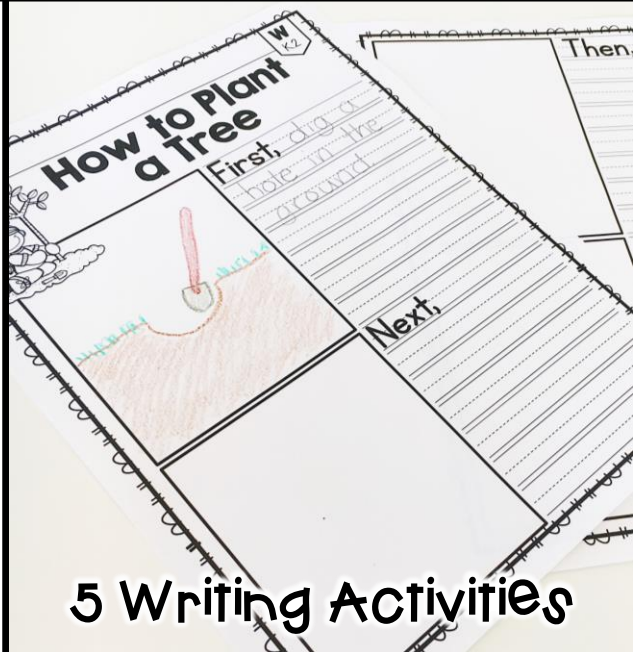
*read & respond activities*



2 Craftivities



5 Comprehension Skills




5 Writing Activities

**DIFFERENTIATED FOR KINDERGARTEN-2<sup>ND</sup> GRADE**

# Table of Contents

Book	Response	Pages
<u>The Earth Book</u> By Todd Parr	Ask & Answer Questions (RI.K.1, RI.1.1, RI.2.1)	3-5
	Earth Craftivity	6-10
	Opinion Writing (W.K.1, W.1.1, W.2.1)	11-13
<u>Michael Recycle</u> By Ellie Bethel	Cause & Effect (RL.K.3, RL.1.3, RL.2.3)	14-17
	Opinion Writing (W.K.1, W.1.1, W.2.1)	18-20
<u>The Giving Tree</u> By Shel Silverstein	Retell the Story (RL.K.2, RL.1.2, RL.2.2)	21-23
	Tree Craftivity	25-28
	Opinion Writing (W.K.1, W.1.1, W.2.1)	29-31
<u>The Wump World</u> By Bill Peet	Visualize the Story (RL.K.7, RL.1.7, RL.2.7)	32-34
	Design a Poster (W.K.2, W.1.2, W.2.2)	35-38
<u>Curious George Plants a Tree</u> By Monica Perez	Identify Story Elements (RL.K.3, RL.1.3, RL.2.3)	39-41
	How to Writing (W.K.2, W.1.2, W.2.2)	42-47
Answer Keys		48-62



# 3 Leveled Comprehension Pages for each Text

## Kindergarten

Name: \_\_\_\_\_

**Curious George Plants a Tree**

Directions: Draw and label the story elements.

**Characters**

**Setting**

**Problem**

## First Grade

Name: \_\_\_\_\_

**Curious George Plants a Tree**

Directions: Draw and write the story elements.

**Characters**

**Setting**

**Solution**

## Second Grade

Name: \_\_\_\_\_

**Curious George Plants a Tree**

Directions: Draw and write the story elements.

**Characters**

**Setting**

**Problem**

**Solution**

**Events**

All activities  
are Common  
Core aligned  
with the  
standard  
listed in the  
upper right  
hand corner  
of each page.



# Answer Keys Included for All Comprehension Pages

## Kindergarten

## First Grade

Name: \_\_\_\_\_




Answer Key

RL  
K.2



## The Giving Tree

Directions: Draw to retell each part of the story.

Beginning	
Middle	
End	

Name: \_\_\_\_\_




Answer Key

RL  
1.2



## The Giving Tree

Directions: Draw and write to retell each part of the story.

Beginning	 The tree loved the little boy who came to play with her every day.
Middle	 The boy got older and the tree was sad because he didn't play with her anymore.
End	 The tree gave everything she had to the boy so he would be happy. The boy came back as an old man and sat on the stump that was left. The tree was happy.

## Second Grade

Name: \_\_\_\_\_





Answer Key

RL  
2.2



## The Giving Tree

Directions: Retell the major events in the story.

First	 The tree loved the little boy who came to play with her every day.	Next	 The boy got older and the tree was sad because he didn't play with her anymore.
Then	 The tree gave everything she had to the boy so he would be happy.	Last	 The boy came back as an old man and sat on the stump that was left. The tree was happy.

The tree loved the little boy who came to play with her every day.

The boy got older and the tree was sad because he didn't play with her anymore.

The tree gave everything she had to the boy so he would be happy.

The boy came back as an old man and sat on the stump that was left. The tree was happy.

# 3 Leveled Writing Activities for each Text

## Kindergarten

## First Grade

Name: \_\_\_\_\_

**How to Plant a Tree**

First, \_\_\_\_\_

Next, \_\_\_\_\_

Then, \_\_\_\_\_

Last, \_\_\_\_\_

Name: \_\_\_\_\_

**How to Plant a Tree**

\_\_\_\_\_

\_\_\_\_\_

\_\_\_\_\_

\_\_\_\_\_

\_\_\_\_\_

Name: \_\_\_\_\_

**How to Plant a Tree**

\_\_\_\_\_

\_\_\_\_\_

\_\_\_\_\_

\_\_\_\_\_

\_\_\_\_\_

## Second Grade

All activities are Common Core aligned with the standard listed in the upper right hand corner of each page.

# 2 Themed Craftivities



# Terms of Use



- Thanks so much for your purchase! I truly appreciate it and hope it is exactly what you were looking for! Feel free to contact me with questions or concerns.
- This product is for single classroom use only. Please do not share it with others, instead send them to my store or purchase an additional license through TPT.

•All pages of this product are copyrighted. Please do not copy change or distribute part or all of this product in any way.

## Let's connect

Click the icons below for more products, freebies and ideas for your classroom!



Visit my blog here:

[www.mrsplemonskindergarten.com](http://www.mrsplemonskindergarten.com)

## fonts & GRAPHICS

Thank you to these wonderful artists for creating the fonts and graphics used in this product!

