

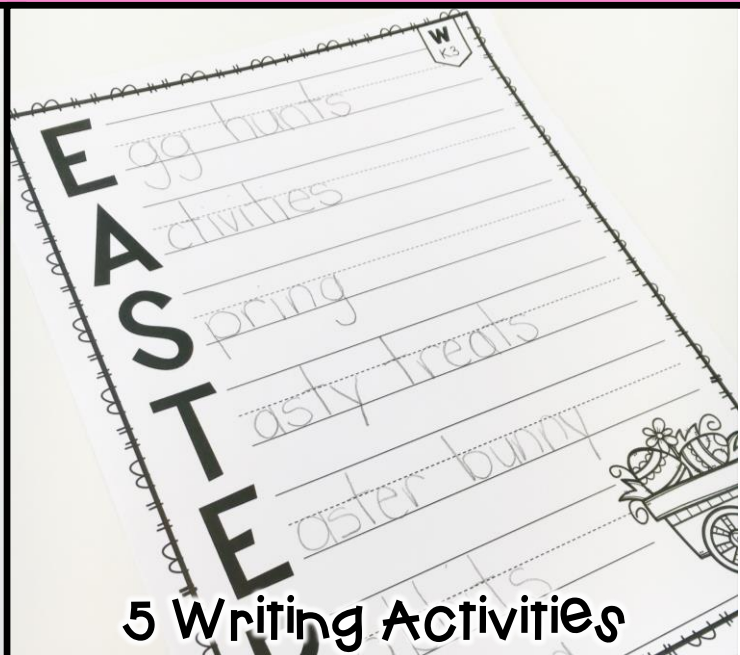


# EASTER

read & respond activities



2 Craftivities



5 Writing Activities




5 Comprehension Skills

**DIFFERENTIATED FOR KINDERGARTEN-2<sup>ND</sup> GRADE**

# Table of Contents

Book	Response	Pages
<u>The Easter Egg</u> By Jan Brett	Compare and Contrast ( <i>RL.K.9, RL.1.9, RL.2.9</i> )	3-6
	Bunny Craftivity	7-13
	Opinion Writing ( <i>W.K.1, W.1.1, W.2.1</i> )	14-19
<u>Last One in is a Rotten Egg</u> By Diane deGroat	Character Traits ( <i>RL.K.3, RL.1.3, RL.2.3</i> )	20-22
	Narrative Writing ( <i>W.K.3, W.1.3, W.2.3</i> )	23-39
<u>Rechenka's Eggs</u> By Patricia Polacco	Make Predictions ( <i>RL.K.1, RL.1.1, RL.2.1</i> )	40-42
	Easter Egg Craftivity	43-47
	How to Writing ( <i>W.K.2, W.1.2, W.2.2</i> )	48-54
<u>The Biggest Easter Basket Ever</u> By Steven Kroll	Identify Story Elements ( <i>RL.K.3, RL.1.3, RL.2.3</i> )	55-57
	Narrative Writing ( <i>W.K.3, W.1.3, W.2.3</i> )	58-60
<u>Happy Easter Curious George</u> By R. P. Anderson	Make Connections ( <i>RL.K.10, RL.1.10, RL.2.10</i> )	61-63
	Poetry Writing ( <i>W.K.3, W.1.3, W.2.3</i> )	64-67
Answer Keys		68-83



# 3 Leveled Comprehension pages for each Text

## Kindergarten

Name: \_\_\_\_\_

**The Biggest Easter Basket Ever**

Directions: Draw and label the story elements.

**Characters**

**Setting**

**Problem**

Name: \_\_\_\_\_

**The Biggest Easter Basket Ever**

Directions: Draw and write the story elements.

**Characters**

**Setting**

**Problem**

**Solution**

**Events**

## First Grade

Name: \_\_\_\_\_

**The Biggest Easter Basket Ever**

Directions: Draw and write the story elements.

**Characters**

**Setting**

**Solution**

## Second Grade

All activities  
are Common  
Core aligned  
with the  
standard  
listed in the  
upper right  
hand corner  
of each page.



# Answer Keys Included for All Comprehension Pages

## Kindergarten

## First Grade

Name: **Answer Key**

RL  
K.3

### Last One in Is a Rotten Egg

Directions: Draw and write 4 character traits of Wally.



energetic



unfriendly



competitive

Name: **Answer Key**

RL  
2.3

### Last One in Is a Rotten Egg

Directions: Describe Wally at the beginning, middle, and end of the story and give evidence.

Beginning

Character Trait  
unfriendly

Evidence  
Wally tells the other kids egg hunts are for babies, and doesn't stay with them at the park.

Middle

Character Trait  
competitive

Evidence  
Wally runs up the hill ahead of everyone else, and helps get the golden egg but puts it in his own basket.

End

Character Trait  
considerate

Evidence  
Gilbert was going to give the prize to Wally, but Wally suggested sharing it because he realized that he wasn't being kind.

Name: **Answer Key**

RL  
1.3

### Last One in Is a Rotten Egg

Directions: Describe Wally at the beginning, middle and end of the story.

Beginning

unfriendly

Wally tells the other kids egg hunts are for babies, and doesn't stay with them at the park.

Middle

competitive

hill ahead of everyone else, golden egg but puts it in his

end

to give the prize to Wally, but hating it because he realized being kind.

## Second Grade

# 3 Leveled Writing Activities for each Text

## Kindergarten

Name: \_\_\_\_\_ **W K.2**

 **How to Decorate Easter Eggs**

First, \_\_\_\_\_


Then, \_\_\_\_\_

Next, \_\_\_\_\_

Last, \_\_\_\_\_

## First Grade

Name: \_\_\_\_\_ **W 1.2**

 **How to Decorate Easter Eggs**

\_\_\_\_\_

\_\_\_\_\_

\_\_\_\_\_

\_\_\_\_\_

\_\_\_\_\_

\_\_\_\_\_

\_\_\_\_\_


\_\_\_\_\_

\_\_\_\_\_

\_\_\_\_\_

## Second Grade

Name: \_\_\_\_\_ **W 2.2**

 **How to Decorate Easter Eggs**

\_\_\_\_\_

\_\_\_\_\_

\_\_\_\_\_

\_\_\_\_\_

\_\_\_\_\_

\_\_\_\_\_

\_\_\_\_\_

\_\_\_\_\_

\_\_\_\_\_

\_\_\_\_\_

All activities are Common Core aligned with the standard listed in the upper right hand corner of each page.

# 2 Themed Craftivities



# Terms of Use



- Thanks so much for your purchase! I truly appreciate it and hope it is exactly what you were looking for! Feel free to contact me with questions or concerns.
- This product is for single classroom use only. Please do not share it with others, instead send them to my store or purchase an additional license through TPT.

• All pages of this product are copyrighted. Please do not copy change or distribute part or all of this product in any way.

## Let's Connect

Click the icons below for more products, freebies and ideas for your classroom!



Visit my blog here:

[www.mrsplemonskindergarten.com](http://www.mrsplemonskindergarten.com)

## Fonts & Graphics

Thank you to these wonderful artists for creating the fonts and graphics used in this product!

