

FROGS

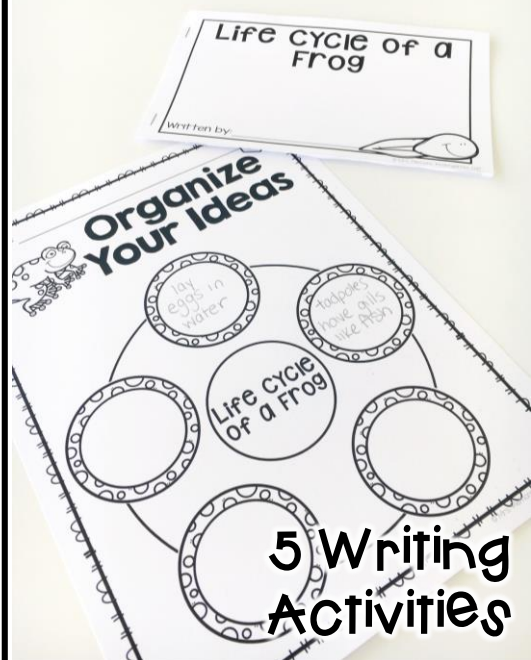
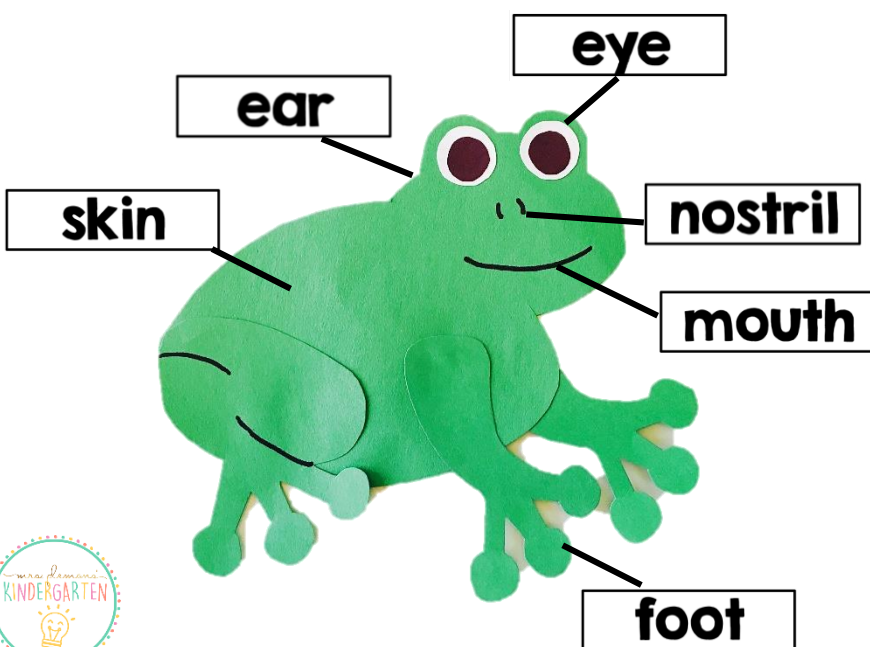
read & respond activities



2 Craftivities



5 Comprehension Skills



5 Writing Activities

DIFFERENTIATED FOR KINDERGARTEN-2ND GRADE

Table of Contents

Book	Response	Pages
<u>I Don't Want to Be a Frog</u> By Dev Petty	Find the Moral/Lesson (<i>RL.K.2, RL.1.2, RL.2.2</i>)	3-5
	Opinion Writing (<i>W.K.1, W.1.1, W.2.1</i>)	6-8
<u>Ribbit!</u> By Rodrigo Folguiera	Identify Problem/Solution (<i>RL.K.3, RL.1.3, RL.2.3</i>)	9-11
	How to Writing (<i>W.K.2, W.1.2, W.2.2</i>)	12-17
<u>Frog on a Log?</u> By Kes Gray.	Visualize the Story (<i>RL.K.7, RL.1.7, RL.2.7</i>)	18-20
	Frog on a Log Craftivity	21-27
	Poetry Writing (<i>W.K.3, W.1.3, W.2.3</i>)	28-31
<u>From Tadpole to Frog</u> By Wendy Pfeffer	Identify Key Information (<i>RI.K.2, RI.1.2, RI.2.2</i>)	32-36
	All About Writing (<i>W.K.2, W.1.2, W.2.2</i>)	37-59
<u>Frogs!</u> By Elizabeth Carney	Learn New Vocabulary (<i>RI.K.4, RI.1.4, RI.2.4</i>)	60-62
	Frog Labeling Craftivity	63-67
	All About Writing (<i>W.K.2, W.1.2, W.2.2</i>)	68-90
Answer Keys		91-105



3 Leveled Comprehension pages for each Text

Kindergarten

Name: _____

RL
K.3



Ribbit!

Directions: Draw the problem and solution in the story.

Problem

Blank space for drawing the problem.

Solution

Blank space for drawing the solution.

First Grade

Name: _____

RL
1.3



Ribbit!

Directions: Draw and write the problem and solution.

Problem

Blank space for drawing the problem.

Solution

Blank space for drawing the solution.

Second Grade

Name: _____

RL
2.3



Ribbit!

Directions: Draw and write the problem and solution.

Problem

Blank space for drawing the problem.

Steps to resolve the problem

Blank space for writing steps to resolve the problem.

Solution

Blank space for drawing the solution.

All activities
are Common
Core aligned
with the
standard
listed in the
upper right
hand corner
of each page.

Answer Keys Included for All Comprehension Pages

Kindergarten

First Grade

Name: **Answer Key**

RL
K.3



Ribbit!

Directions: Draw the problem and solution in the story.

Problem



There is a pig in the frog's pond pretending to be a frog.

Solution

The pig just wanted to the frogs weren't ver to a tree and all the c pretending to be birds

Name: **Answer Key**

RL
2.3



Ribbit!

Directions: Draw and write the problem and solution.

Problem



There is a pig in the frog's pond.

Steps to resolve the Problem



The Frogs went to ask the wise old beetle what to do but then the pig was gone.

Solution



The pig just wanted to make Friends. Since the Frogs weren't very Friendly he went to a tree and all the animals joined him pretending to be birds too.

Solution



to make friends, en't very friendly nd all the animals j to be birds too.

Second Grade


3 Leveled Writing Activities for each Text

Kindergarten

First Grade

Name: _____

How to Make a Friend W
K2



First, _____

Next, _____

Then, _____

Last, _____

Name: _____


How to Make a Friend W
12



Second Grade


Name: _____

How to Make a Friend W
22



All activities are Common Core aligned with the standard listed in the upper right hand corner of each page.

2 Themed Craftivities



Terms of Use



- Thanks so much for your purchase! I truly appreciate it and hope it is exactly what you were looking for! Feel free to contact me with questions or concerns.
- This product is for single classroom use only. Please do not share it with others, instead send them to my store or purchase an additional license through TPT.

•All pages of this product are copyrighted. Please do not copy change or distribute part or all of this product in any way.

Let's connect

Click the icons below for more products, freebies and ideas for your classroom!



Visit my blog here:

www.mrsplemonskindergarten.com

fonts & GRAPHICS

Thank you to these wonderful artists for creating the fonts and graphics used in this product!

