

# HALLOWEEN

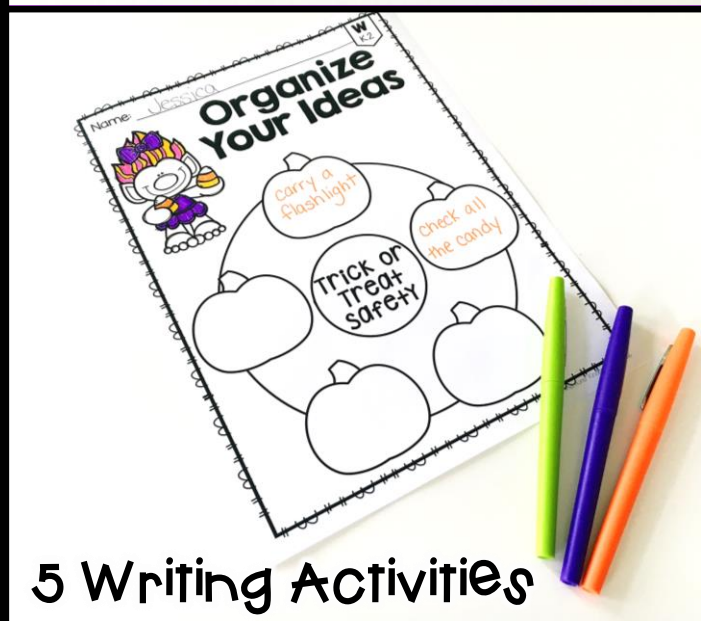
*read & respond activities*



2 Craftivities



5 Comprehension Skills




5 Writing Activities



# Table of Contents

Book	Response	Pages
<a href="#"><u>The Little Old Lady Who Was Not Afraid of Anything</u></a> By Linda Williams	Sequence a Story ( <i>RL.K.2, RL.1.2, RL.2.2</i> )	3-7
	Narrative Writing ( <i>W.K.3, W.1.3, W.2.3</i> )	8-10
<a href="#"><u>Room on the Broom</u></a> By Julia Donaldson	Learn New Vocabulary ( <i>RL.K.4, RL.1.4, RL.2.4</i> )	11-18
	Craftivity	19-23
	Narrative Writing ( <i>W.K.3, W.1.3, W.2.3</i> )	24-26
<a href="#"><u>Big Scary Monster</u></a> By Thomas Docherty	Make Predictions ( <i>RL.K.1, RL.1.1, RL.2.1</i> )	27-29
	Opinion Writing ( <i>W.K.1, W.1.1, W.2.1</i> )	30-35
<a href="#"><u>Skeleton Meets the Mummy</u></a> By Steve Metzger	Identify Problem/Solution ( <i>RL.K.3, RL.1.3, RL.2.3</i> )	36-38
	Craftivity	39-41
	How to Writing ( <i>W.K.2, W.1.2, W.2.2</i> )	42-64
<a href="#"><u>National Geographic Kids: Halloween</u></a> By Laura Marsh	Find Supporting Evidence ( <i>RI.K, RI.1.8, RI.2.8</i> )	65-67
	Opinion Writing ( <i>W.K.1, W.1.1, W.2.1</i> )	68-70
Answer Keys		71-85



# 3 Leveled Comprehension Pages for each Text

## Kindergarten

## First Grade

Name: \_\_\_\_\_

RL  
K.1



## Big Scary Monster

Directions: After reading the second page, draw/write to show your prediction. What do you think the monster will do next?

Blank space for drawing or writing a prediction.

I predict \_\_\_\_\_

\_\_\_\_\_


\_\_\_\_\_

\_\_\_\_\_

\_\_\_\_\_

Name: \_\_\_\_\_

RL  
1.1



## Big Scary Monster

Before reading: What can you predict about this story?

Blank space for drawing or writing a prediction.

After reading: What actually happened?

\_\_\_\_\_


\_\_\_\_\_

\_\_\_\_\_

\_\_\_\_\_

Name: \_\_\_\_\_

RL  
2.1



## Big Scary Monster

Before reading: What can you predict about this story?

\_\_\_\_\_

\_\_\_\_\_

\_\_\_\_\_

During reading: How did your prediction change?

\_\_\_\_\_

\_\_\_\_\_

\_\_\_\_\_

After reading: What did you learn about your prediction?

\_\_\_\_\_

\_\_\_\_\_

\_\_\_\_\_

## Second Grade

All activities are Common Core aligned with the standard listed in the upper right hand corner of each page.

# Answer Keys Included for All Comprehension Pages

## Kindergarten

## First Grade

Name: \_\_\_\_\_


Answer Key

RL  
K.1



### Big Scary Monster

Directions: After reading the second page, draw/write to show your prediction. What do you think the monster will do next?




I predict \_\_\_\_\_

Student predictions will vary. Example: "I predict the monster will scare all of the animals away."

Name: \_\_\_\_\_

Answer Key

RL  
1.1



### Big Scary Monster

Before reading: What can you predict about this story?



Student predictions will vary. Example: "I predict the monster will scare all of the animals away."

After reading: What actually happened?



He scared the little animals but then when he went down the mountain there were bigger animals that

scared him. I thought he would stop scaring all of the animals.


© Mrs. Plamons Kindergarten 2016

## Second Grade

Name: \_\_\_\_\_

Answer Key

RL  
2.1



### Big Scary Monster

Before reading: What can you predict about this story?

Student predictions will vary. Example: "I predict the monster will scare all of the animals away."

During reading: How did your prediction change?

The big scary monster scared the little animals but then when he went down the mountain there were bigger animals that scared him. I thought he would stop scaring all of the animals.

After reading: What did you learn about your prediction?

The big scary monster did stop scaring the little animals and they liked to play together.

© Mrs. Plamons Kindergarten 2016



# 3 Leveled Writing Activities for each Text

## Kindergarten

## First Grade

Name: \_\_\_\_\_

**W**  
K1





I think monsters are scary because \_\_\_\_\_

\_\_\_\_\_

\_\_\_\_\_

\_\_\_\_\_

**W**  
K1



\_\_\_\_\_

\_\_\_\_\_

\_\_\_\_\_

\_\_\_\_\_

Name: \_\_\_\_\_

**W**  
11

**Monsters are Scary**



\_\_\_\_\_



\_\_\_\_\_

\_\_\_\_\_

\_\_\_\_\_

**W**  
11

**Monsters are Scary**



\_\_\_\_\_

\_\_\_\_\_



\_\_\_\_\_

\_\_\_\_\_

Name: \_\_\_\_\_

**W**  
21

**Monsters are Scary**



\_\_\_\_\_


\_\_\_\_\_

\_\_\_\_\_

\_\_\_\_\_

**W**  
21

**Monsters are Scary**



\_\_\_\_\_

\_\_\_\_\_

\_\_\_\_\_

\_\_\_\_\_

## Second Grade

All activities are Common Core aligned with the standard listed in the upper right hand corner of each page.

# 2 Themed Craftivities



# Terms of Use



- Thanks so much for your purchase! I truly appreciate it and hope it is exactly what you were looking for! Feel free to contact me with questions or concerns.
- This product is for single classroom use only. Please do not share it with others, instead send them to my store or purchase an additional license through TPT.

•All pages of this product are copyrighted. Please do not copy change or distribute part or all of this product in any way.

## Let's connect

## fonts & GRAPHICS

Click the icons below for more products, freebies and ideas for your classroom!

Thank you to these wonderful artists for creating the fonts and graphics used in this product!



Visit my blog here:

[www.mrsplemonskindergarten.com](http://www.mrsplemonskindergarten.com)