

Batty Beginnings

Task Cards for
Letter Sound Practice

RF.K.2, RF.K.3



Batty Beginnings

Task Cards for Letter Sound Practice
RF.K.2, RF.K.3

By Jessica Plemons

20 Task Cards in Full Color and Black and White

Using Task Cards: Whole Group

Using Task Cards: Whole Group

Using Task Cards: Small Group

Using Task Cards: Independent Work

Using Task Cards: Other Ideas

Assessment:
Use cards to assess students on the specific standard addressed by the task card set. Place cards under document camera to show to entire class when they complete responses.

4 Ideas for Using Task Cards

Use the set of task cards as an assessment at given intervals to monitor student improvement on a specific skill. Or use as consistent practice for intervention work with students.

Solve:
In pairs, students match with the missing letter sound. They check each others work and find errors if their answers differ. Continue with the remaining cards.

Name: _____ Date: _____

Batty Beginning Sounds

Directions: Say the name of each picture and record the missing beginning sound.

1.	2.	3.	4.
5.	6.	7.	8.
9.	10.	11.	12.
13.	14.	15.	16.
17.	18.	19.	20.

Student Response Page & Answer Key

Batty Beginning Sounds Answer Key

Directions: Say the name of each picture and record the missing beginning sound.

1. c	2. i	3. p	4. t
5. a	6. s	7. h	8. v
9. g	10. l	11. r	12. w
13. o	14. u	15. e	16. y
17. s	18. m	19. n	20. z

Using Task Cards: Whole Group

Scoot:

Place cards on desks, or tape to a wall. Students begin in front of one card. After a set period of time, you tell students to “scoot” to the next card. Include as many rotations as you have time for or continue until students complete each card.

Review Game:

To create a Jeopardy style review game, place task cards in pocket charts so the backs are showing. Label each with a number of points. Students select and answer cards to earn points for their team. Variation: Use several different sets of task cards to create different categories.

Scavenger Hunt:

Hide cards around the classroom. Have students hunt for the cards to complete their response sheet.

1.




_ear



© Jessica Plemons 2014

2.



ippo



© Jessica Plemons 2014


3.



_ight



© Jessica Plemons 2014

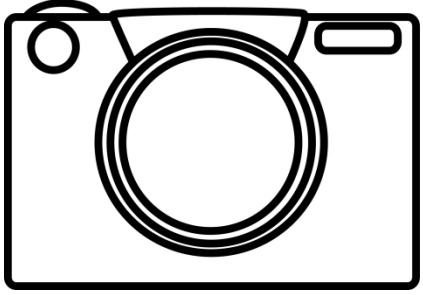


_urtle




© Jessica Plemons 2014

5.



_amera



© Jessica Plemons 2014

6.




_erfume




© Jessica Plemons 2014

7.




_enguin




© Jessica Plemons 2014

8.



_olcano



© Jessica Plemons 2014

Name: _____ Date: _____

Batty Beginning Sounds

Directions: Say the name of each picture and record the missing beginning sound.

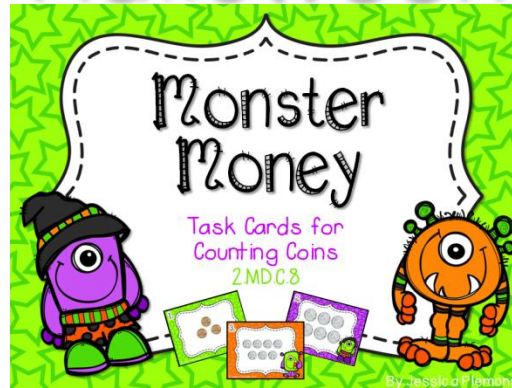
1.	2.	3.	4.
5.	6.	7.	8.
9.	10.	11.	12.
13.	14.	15.	16.
17.	18.	19.	20.



More products you may like: Halloween



[Halloween Candy Count Task Cards](#)



[Monster Money Task Cards](#)



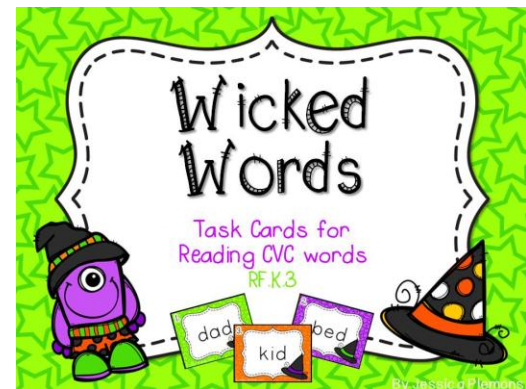
[Place Value Potion Task Cards](#)



[Batty Beginning Sounds](#)

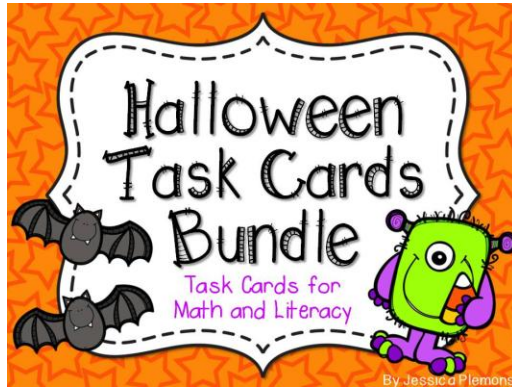


[Syllable Spiders](#)

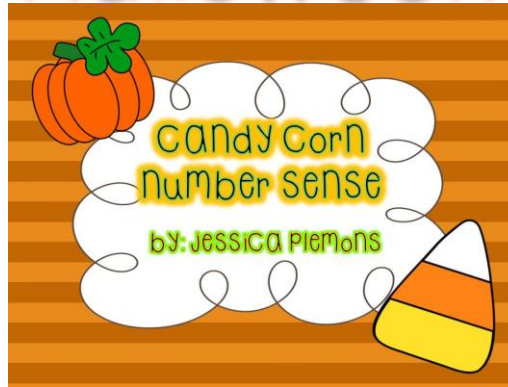


[Wicked Words](#)

More products you may like: Halloween



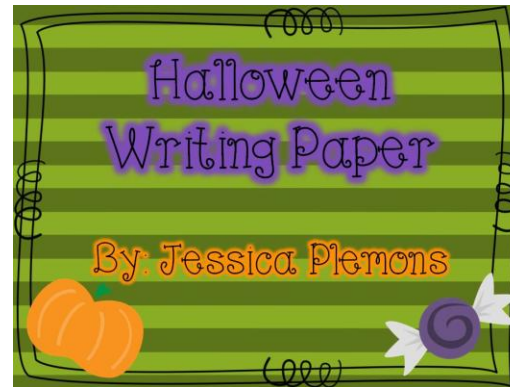
[Halloween Task Card Bundle](#)



[Candy Corn Number Sense](#)



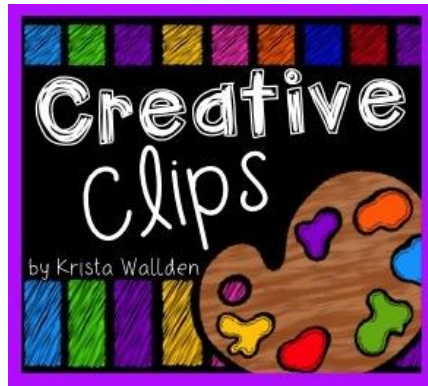
[Candy Corn CVC Match](#)



[FREE Halloween Writing Paper](#)



Fonts and Graphics By:



Terms of Use:

Thanks so much for your download! I really appreciate it!

This product is for single classroom use only. Please do not share it with others, instead send them to my store. Please do not copy change or distribute part or all of this product in any way.

For more products, freebies and ideas for your classroom please visit my blog:

<http://mrsplemonskindergarten.blogspot.com/>

TPT store:

<http://www.teacherspayteachers.com/Store/Mrs-Plemons-Kindergarten>

Pinterest:

<http://www.pinterest.com/mrsplemons/>

Facebook:

<https://www.facebook.com/mrsplemonskindergarten>

