

# Wicked Words

Task Cards for  
Reading CVC words

RF.K.3



# Wicked Words

Task Cards for Reading CVC words  
RF.K.3

By Jessica Plemons

1. dad	2. bed
5. tub	6. van
9. mob	13. win
17. sled	19. frog
3. tub	4. van
7. mob	11. win
15. sled	18. plug

1. dad	2. bed
5. tub	6. van
9. mob	13. win
17. sled	19. frog
3. tub	4. van
7. mob	11. win
15. sled	18. plug

20 Task Cards in Full Color and Black and White

Using Task Cards: Whole Group

Using Task Cards: Whole Group

Using Task Cards: Small Group

Using Task Cards: Independent Work

Using Task Cards: Other Ideas

**Assessment:**  
Use cards to assess students on the specific standard addressed by the task card set. Place cards under document camera to show to entire class when they complete responses.

**14 Ideas for Using Task Cards**

Use the set of task cards as an assessment at given intervals to monitor student improvement on a specific skill. Or use as consistent practice for intervention work with students.

**Solve:**  
In pairs, students work together to match each word with the correct picture. They then check each others work and find errors if their answers differ. Continue with the remaining cards.

Name: \_\_\_\_\_ Date: \_\_\_\_\_

## Wicked Words

Directions: Read the word and draw a picture of the word in the box.

1.	2.	3.	4.
5.	6.	7.	8.
9.	10.	11.	12.
13.	14.	15.	16.
17.	18.	19.	20.

Student Response Page & Answer Key

## Wicked Words Answer Key

Directions: Read the word. Draw a picture of the word in the box.

1. kid	2. log
3. tub	4. van
5. pen	6. sit
7. at	8. jet
9. win	10. dot
11. cut	12. flag
13. sled	14. chin
15. frog	16. plug

# Using Task Cards: Whole Group

## Scoot:

Place cards on desks, or tape to a wall. Students begin in front of one card. After a set period of time, you tell students to “scoot” to the next card. Include as many rotations as you have time for or continue until students complete each card.

## Review Game:

To create a Jeopardy style review game, place task cards in pocket charts so the backs are showing. Label each with a number of points. Students select and answer cards to earn points for their team. Variation: Use several different sets of task cards to create different categories.

## Scavenger Hunt:

Hide cards around the classroom. Have students hunt for the cards to complete their response sheet.

1.

dad



© Jessica Plemons 2014

2.

bee



© Jessica Plemons 2014

3.

kid



© Jessica Plemons 2014

log



© Jessica Plemons 2014

5.


tub



© Jessica Plemons 2014

6.


van



© Jessica Plemons 2014

7.

pen



© Jessica Plemons 2014

8.

sit



© Jessica Plemons 2014

Preview

Name: \_\_\_\_\_ Date: \_\_\_\_\_

# Wicked Words

Directions: Read the word. Draw a picture of the word in the box.

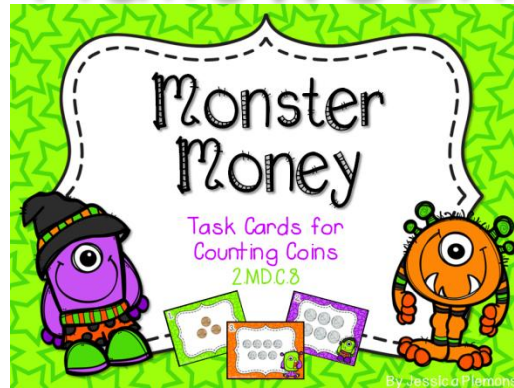
1.	2.	3.	4.
5.	6.	7.	8.
9.	10.	11.	12.
13.	14.	15.	16.
17.	18.	19.	20.



# More products you may like: Halloween



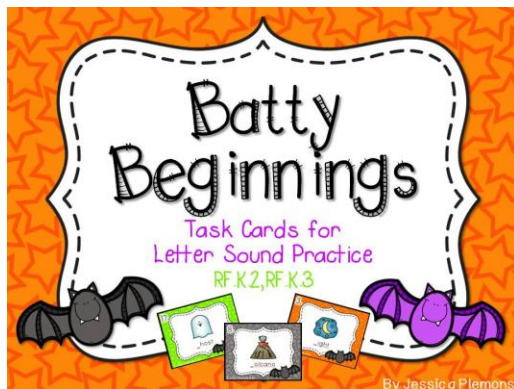
[Halloween Candy Count Task Cards](#)



[Monster Money Task Cards](#)



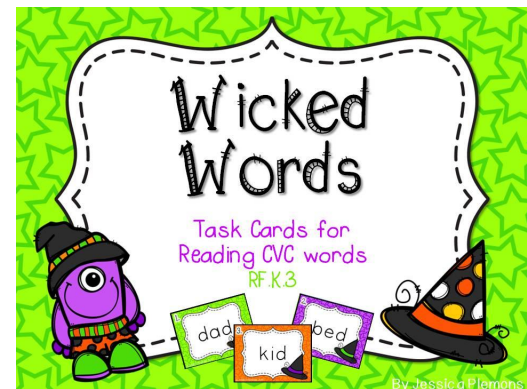
[Place Value Potion Task Cards](#)



[Batty Beginning Sounds](#)

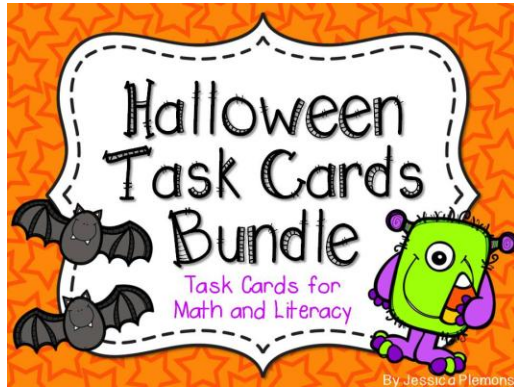


[Syllable Spiders](#)

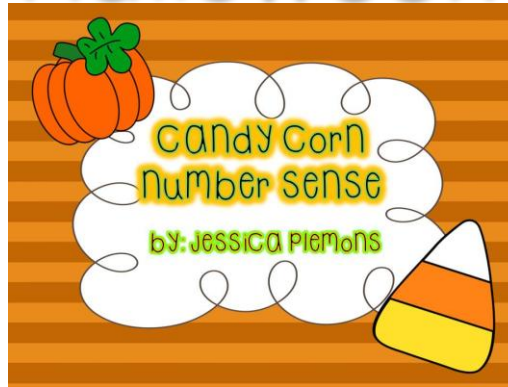


[Wicked Words](#)

# More products you may like: Halloween



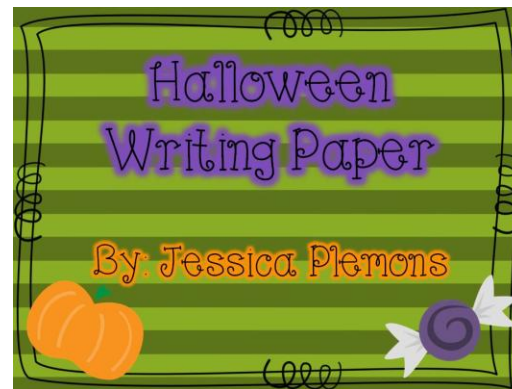
[Halloween Task Card Bundle](#)



[Candy Corn Number Sense](#)



[Candy Corn CVC Match](#)

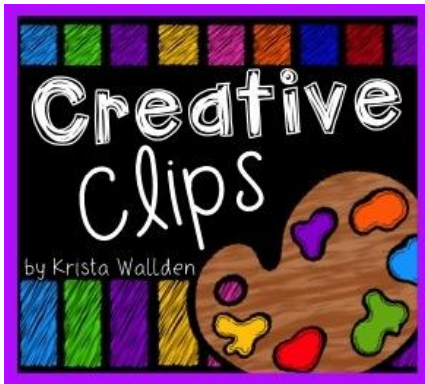


[FREE Halloween Writing Paper](#)





## Fonts and Graphics By:



# Terms of Use:

Thanks so much for your download! I really appreciate it!

This product is for single classroom use only. Please do not share it with others, instead send them to my store. Please do not copy change or distribute part or all of this product in any way.

For more products, freebies and ideas for your classroom please visit my blog:

<http://mrsplemonskindergarten.blogspot.com/>

TPT store:

<http://www.teacherspayteachers.com/Store/Mrs-Plemons-Kindergarten>

Pinterest:

<http://www.pinterest.com/mrsplemons/>

Facebook:

<https://www.facebook.com/mrsplemonskindergarten>

