



MLK

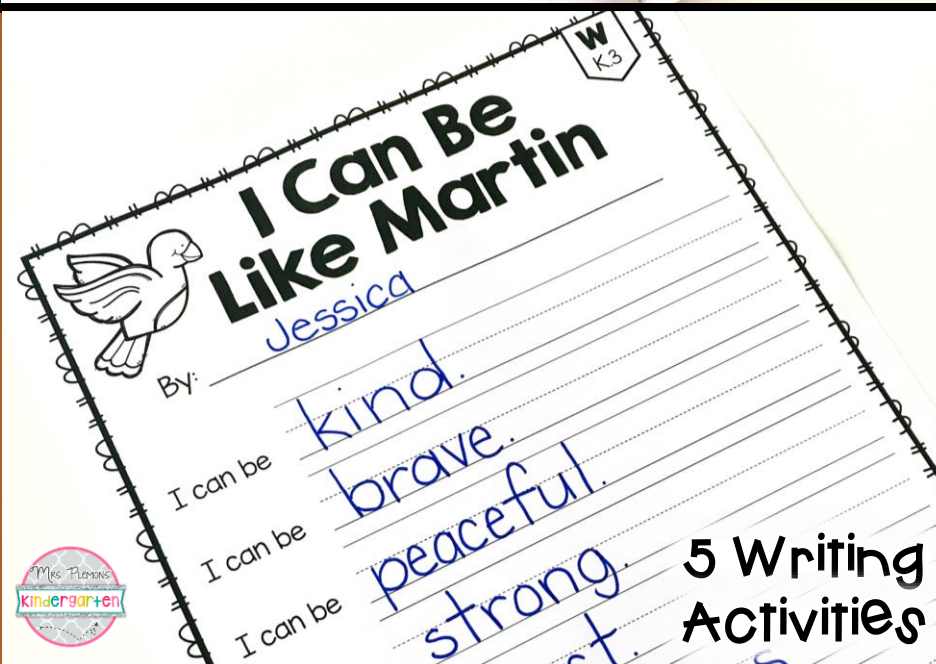
read & respond activities



5 Comprehension Skills



2 Craftivities



5 Writing Activities



DIFFERENTIATED FOR KINDERGARTEN-2ND GRADE

Table of Contents

Book	Response	Pages
<u>Martin's Big Words</u> By Doreen Rappaport	Learn New Vocabulary (<i>RI.K.4, RI.1.4, RI.2.4</i>)	3-28
	MLK Craftivity	29-35
	Opinion Writing (<i>W.K.1, W.1.1, W.2.1</i>)	36-38
<u>I Have a Dream</u> By Dr. Martin Luther King, Jr.	Infer Meaning (<i>RI.K.4, RI.1.4, RI.2.4</i>)	39-41
	My Dream Craftivity	42-48
	Opinion Writing (<i>W.K.1, W.1.1, W.2.1</i>)	49-51
<u>My Brother Martin</u> By Christine King Farris	Describe Character Traits (<i>RL.K.3, RL.1.3, RL.2.3</i>)	52-54
	Poetry (<i>W.K.3, W.1.3, W.2.3</i>)	55-58
<u>My Uncle Martin's Words for America</u> By Angela Farris Watkins, PhD	Find Main Idea (<i>RI.K.2, RI.1.2, RI.2.2</i>)	59-61
	Narrative Writing (<i>W.K.3, W.1.3, W.2.3</i>)	62-64
<u>Martin Luther King, Jr.</u> (National Geographic Kids) By Kitson Jazyka	Use Text Features (<i>RI.K.5, RI.1.5, RI.2.5</i>)	65-67
	All About Writing (<i>W.K.2, W.1.2, W.2.2</i>)	68-90
Answer Keys		91-102



3 Leveled Comprehension Pages for each Text

Kindergarten

First Grade


Name: _____

RL
K.3

My Brother Martin

Directions: Draw and write 4 character traits of Martin as a child.

--	--



Name: _____

RL
1.3

My Brother Martin

Directions: Describe Martin as a boy at the beginning, middle, and end of the story.



Beginning	
Middle	

Name: _____

RL
2.3

My Brother Martin

Directions: Describe Martin as a boy at the beginning, middle, and end of the story and give evidence.



Beginning	Character Trait	Evidence
Middle	Character Trait	Evidence
End	Character Trait	Evidence

Second Grade

All activities are Common Core aligned with the standard listed in the upper right hand corner of each page.


Answer Keys Included for All Comprehension Pages

Kindergarten

First Grade

Name: **Answer Key** RI
K.2

My Uncle Martin's Words for America



Directions: Draw and write details that support the main idea.

Main Idea:
MLK used words of love to change America.

Detail #1
Martin used the word nonviolence to tell people to fight back peacefully and people listened.

Detail #2
Martin spoke of his dream for brother and how wanted everyone come together family.

Detail #3
Martin told people to fight for

Name: **Answer Key** RI
1.2

My Uncle Martin's Words for America



Directions: Write the main idea and details that support the main idea.

Main Idea:
MLK used words of love to change America.


Detail #1
Martin used

Detail #2
Martin spoke dream

Detail #3
Martin told people to fight for equality so that no one would be treated differently than anyone else.

Name: **Answer Key** RI
2.2

My Uncle Martin's Words for America



Directions: Write the main idea and details that support the main idea for 2 different parts of the book.

Main Idea:
MLK used words of love to change America.

Detail #1
Martin used the word nonviolence to tell people to fight back peacefully and people listened.

Detail #2
Martin spoke of his dream for brotherhood and how he wanted everyone to come together like family.

Detail #3
Martin told people to fight for equality so that no one would be treated differently than anyone else.

Second Grade

Main Idea:
MLK fought for freedom peacefully.

Detail #1
Martin fought against bus segregation by encouraging peaceful protests and boycotts.

Detail #2
Martin wrote letters from jail to inspire others to fight for freedom.

Detail #3
Martin led peaceful marches to fight for equality.

3 Leveled Writing Activities for each Text

Kindergarten



I Can Be Like Martin

W
K.3

By: _____

I can be _____

I can be _____

I can be _____

I can be _____

I can be _____

I can be _____

I can be _____

I can be _____

First Grade



I Can Be Like Martin

W
1.3

By: _____

I can be _____

I can be _____

I can be _____

I can be _____



I Can Be Like Martin

W
2.3

By: _____

Second Grade

All activities are Common Core aligned with the standard listed in the upper right hand corner of each page.

2 Themed Craftivities



Terms of Use



- Thanks so much for your purchase! I truly appreciate it and hope it is exactly what you were looking for! Feel free to contact me with questions or concerns.
- This product is for single classroom use only. Please do not share it with others, instead send them to my store or purchase an additional license through TPT.

• All pages of this product are copyrighted. Please do not copy change or distribute part or all of this product in any way.

Let's Connect

Click the icons below for more products, freebies and ideas for your classroom!



Visit my blog here:

www.mrsplemonskindergarten.com

Fonts & Graphics

Thank you to these wonderful artists for creating the fonts and graphics used in this product!

