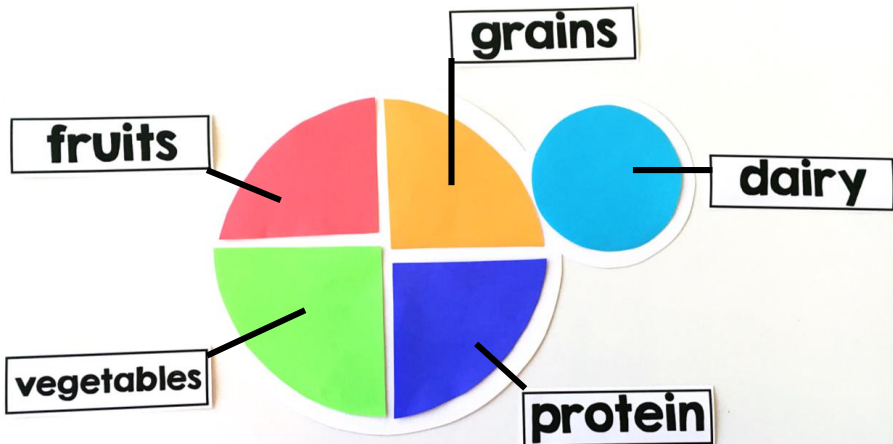


NUTRITION

read & respond activities



2 Craftivities



5 Writing Activities

Name: Jessica

My Plate & You

Directions: Draw & write your questions and learning about healthy eating

I wonder...

How much milk do I need to drink every day?

I learned...

Name: Jessica

How to Make Vegetable Soup

First, grow vegetables in your garden.

Next,



DIFFERENTIATED FOR KINDERGARTEN-2ND GRADE


Table of Contents

Book	Response	Pages
<u>Gregory, the Terrible Eater</u> By Mitchell Sharmat	Words & Pictures (<i>RL.K.7, RL.1.7, RL.2.7</i>)	3-5
	Gregory Craftivity	6-9
	Narrative Writing (<i>WK.3, W.1.3, W.2.3</i>)	10-12
<u>Growing Vegetable Soup</u> By Lois Ehlert	Make Connections (<i>RL.K.10, RL.1.10, RL.2.10</i>)	13-15
	How to Writing (<i>WK.2, W.1.2, W.2.2</i>)	16-21
<u>I Will Never Not Ever Eat a Tomato</u> By Lauren Child	Point of View (<i>RL.K.6, RL.1.6, RL.2.6</i>)	22-24
	Opinion Writing (<i>WK.1, W.1.1, W.2.1</i>)	25-27
<u>Good Enough to Eat</u> By Lizzy Rockwell	Author's Purpose (<i>RI.K.6, RI.1.6, RI.2.6</i>)	28-30
	All About Writing (<i>WK.2, W.1.2, W.2.2</i>)	31-53
<u>My Plate and You</u> By Gillia M. Olson	Ask & Answer Questions (<i>RI.K.1, RI.1.1, RI.2.1</i>)	54-56
	My Plate Craftivity	57-64
	Opinion Writing (<i>WK.1 W.1.1, W.2.1</i>)	65-67
Answer Keys		68-82

3 Leveled Comprehension Pages for each Text

Kindergarten

Name: _____

 **Growing Vegetable Soup** RL K.10


Directions: Draw and write about a connection you have with the story.

This book reminds me of myself because _____

Text to Self!

First Grade

Name: _____


 **Growing Vegetable Soup** RL 1.0

Directions: Draw and write about your connections to the story.

Text to Self	
Text to Text	
Text to World	
How do these connections help you understand the story?	

Second Grade

Name: _____

 **Growing Vegetable Soup** RL 2.0

Directions: Write about your connections to the story.

Text to Self	
Text to Text	
Text to World	
How do these connections help you understand the story?	

Connections help you understand the story?

All activities are Common Core aligned with the standard listed in the upper right hand corner of each page.

Answer Keys Included for All Comprehension Pages

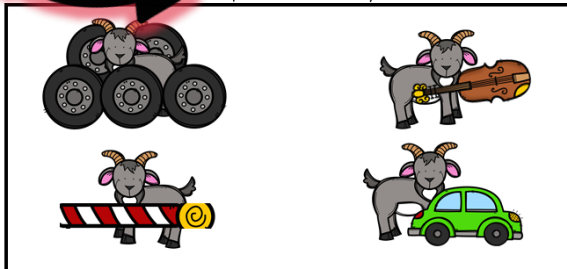
Kindergarten

First Grade

Name: _____ **Answer Key** RL
K.7

Gregory, the Terrible Eater

Directions: Draw one of the illustrations from the book. Describe what is happening at that point in the story.





This is the part of the story where Gregory ate so much stomachache.

Name: _____ **Answer Key** RL
1.7

Gregory, the Terrible Eater

Directions: Draw and write a part of the story that helped you understand each story element.

Character



Gregory was learning to like the new foods that his parents had him try.

Name: _____ **Answer Key** RL
2.7

Gregory, the Terrible Eater


Directions: Draw and write a part of the story that helped you understand each story element.

Character




Gregory was learning to like the new foods that his parents had him try.

Setting



The setting of the story is mountainous with a few trees.

Plot

Near the end of the story Gregory decided to eat a more balanced diet.

Second Grade

3 Leveled Writing Activities for each Text

Kindergarten

First Grade

Name: _____ **W**
K.2

How to Make Vegetable Soup



First, _____


Then, _____

Next, _____

Last, _____

Name: _____ **W**
L.2


How to Make Vegetable Soup



Second Grade

Name: _____ **W**
2.2

How to Make Vegetable Soup



All activities are Common Core aligned with the standard listed in the upper right hand corner of each page.

2 Themed Craftivities




grains

fruits

dairy

vegetables

protein



Terms of Use



- Thanks so much for your purchase! I truly appreciate it and hope it is exactly what you were looking for! Feel free to contact me with questions or concerns.
- This product is for single classroom use only. Please do not share it with others, instead send them to my store or purchase an additional license through TPT.

• All pages of this product are copyrighted. Please do not copy change or distribute part or all of this product in any way.

Let's Connect

Click the icons below for more products, freebies and ideas for your classroom!



Visit my blog here:

www.mrsplemonskindergarten.com

Fonts & Graphics

Thank you to these wonderful artists for creating the fonts and graphics used in this product!

