



# preschool **APPLES**



# APPLES: TABLE OF CONTENTS

What's Included?.....	<u>3-4</u>
Week at a Glance.....	<u>5</u>
Learning Goals.....	<u>6</u>
Suggested Materials.....	<u>7</u>
Read Aloud Plans.....	<u>8</u>
<i>Concepts of Print</i> .....	<u>9</u>
<i>Apple Life Cycle Sequencing</i> .....	<u>10</u>
<i>Apple Life Cycle Sequence Cards</i> .....	<u>11</u>
<i>Apple Vocabulary Matching</i> .....	<u>12</u>
<i>Apple Vocabulary Matching Cards</i> .....	<u>13</u>
<i>Ten Apples Predictions</i> .....	<u>14</u>
<i>"A" Emergent Readers</i> .....	<u>15</u>
<i>Printable Aa Readers</i> .....	<u>16-25</u>
Literacy Activities.....	<u>26</u>
<i>Apple Sand Tray Writing</i> .....	<u>27</u>
<i>Apple Letter/Number Cards</i> .....	<u>28-33</u>
<i>Apple Sound Stamping</i> .....	<u>34</u>
<i>Letter A Dot Marker Page</i> .....	<u>35</u>
<i>Apple Sound Sort</i> .....	<u>36</u>
<i>Sorting Apples and Baskets</i> .....	<u>37-39</u>
<i>Apple Sorting Page</i> .....	<u>40</u>
<i>Apple Name Craftivity</i> .....	<u>41</u>
<i>Apple Craftivity Templates</i> .....	<u>42-52</u>
<i>Apple Journal Writing</i> .....	<u>53</u>
<i>Apple Writing Prompts</i> .....	<u>54</u>

Math Activities.....	<u>55</u>
<i>Count and Color Apples</i> .....	<u>56</u>
<i>Count &amp; Color Apples</i> .....	<u>57</u>
<i>Apple Mystery Numbers</i> .....	<u>58</u>
<i>We're Going on an Apple Hunt</i> .....	<u>59</u>
<i>Apple Hunt Printable Page</i> .....	<u>60</u>
<i>Number Apples</i> .....	<u>61-62</u>
<i>Apple Number Sense Mats</i> .....	<u>63</u>
<i>Apple Number Sense Mats</i> .....	<u>64-73</u>
<i>Apple Count and Stack</i> .....	<u>74</u>
Sensory, Science, SS & Art Activities.....	<u>75</u>
<i>Apple Part Labeling</i> .....	<u>76</u>
<i>Apple Labels</i> .....	<u>77</u>
<i>Apple Tree Collage</i> .....	<u>78</u>
<i>Bobbing for Apples Sensory Bin</i> .....	<u>79</u>
<i>Apple Labeling Craft</i> .....	<u>80</u>
<i>Apple Parts &amp; Labels</i> .....	<u>81-84</u>
<i>Apple Picking Sensory Bin</i> .....	<u>85</u>
<i>Printable Treetops</i> .....	<u>86-87</u>
Activities in Action.....	<u>88</u>



.....



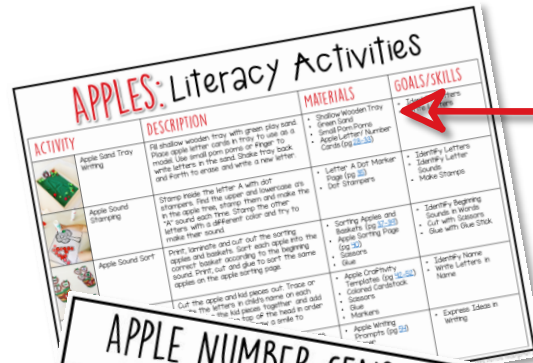
## ✦ LEARNING GOALS:

## ✦ SUGGESTED MATERIALS:

© Mrs. Plemons' Kindergarten 2018



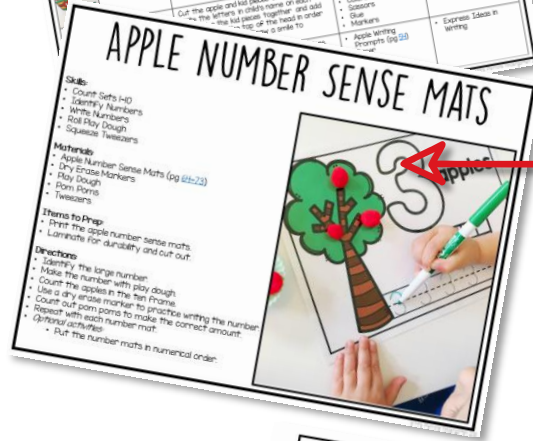
# PRESCHOOL: WHAT'S INCLUDED?



ACTIVITY	DESCRIPTION	MATERIALS	GOALS/SKILLS
Apple Sand Tray Sorting	Roll a wooden tray with green play sand. Place apple letter cards in tray. To use as a sand tray, use small pom poms or paper to make letters in the sand. Shake tray back and forth to erase and write a new letter.	Shallow wooden tray Green sand Small Pom Poms Apple Letter Number Cards (pg 33)	Identify Letters Sound Make Stamps
Apple Sound Stamping	Stamp inside the letter A with dot stampers. Roll the upper and lowercase dots in the apple tray, stamp them and make the 'a' sound each time. Stamp the other letters with a different color and try to make that sound.	Letter A Dot Marker (pg 33) Dot Stampers	Identify Letters Sound Make Stamps
Apple Sound Sort	Print laminate and cut out the sorting apples and baskets. Sort each apple into the basket according to the beginning sound. Print out and glue to sort the same apples on the apple sorting page.	Sorting Apples and Baskets (pg 33) Apple Sorting Page (pg 33) Stickers Glue Apple Craftivity Template (pg 33) Colored Cardstock Scissors Glue Markers Apple Writing Template (pg 33)	Identify Beginning Sounds in Words Cut with Scissors Glue with Glue Stick Identify Name Write Letters in Name Express Ideas in Writing

## ACTIVITY SUMMARY PAGES:

Learning activity pages include everything you need to know to complete the activities for the week. Each learning category has a page with pictures, directions, materials, and goals so you know exactly what to do for each activity.



**APPLE NUMBER SENSE MATS**

**Skills:**

- Count Sets 1-10
- Identify Numbers
- Write Numbers
- Roll and Count
- Squeeze Twisters

**Materials:**

- Apple Number Sense Mats (pg 44-45)
- Dry Erase Markers
- Play Dough
- Pom Poms
- Twisters

**Themes to Prep:**

- Print the apple number sense mats.
- Laminate for durability and cut out.

**Directions:**

- Identify the large number.
- Make the number with play dough.
- Count the apples in the set frame.
- Use a dry erase marker to practice writing the number.
- Repeat with each number mat.
- Put the number mats in numerical order.

## DETAILED ACTIVITY OVERVIEWS:

Each activity also has an activity overview page. This page includes the skills, materials, items to prep, directions for the activity, and a large photo of the activity in action. This page is perfect to keep with each set of materials for easy reference while learning.



**MY FIRST ALPHABET READER**

**Apple Parts:**

- seeds
- stem
- skin
- leaf

**Alphabet Reader:**

Aa

**Apple Word Activity:**

apple

## PRINTABLES:

Printable activities and materials to make weekly prep a breeze! Lots of printable options to save you from purchasing additional hands on materials that you may not have available.

# MPK preschool: APPLES



	Read Aloud	Literacy	Math	Science/SS/Art
Day 1	<i>Skill: Parts of a Book</i> Concepts of Print	<i>Skills: Identify Letters, Letter Writing</i> Apple Sand Tray Writing	<i>Skills: Count/Identify Numbers 1-5</i> Count and Color Apples	Science: Apple Part Labeling
Day 2	<i>Skill: Retelling</i> Apple Life Cycle Sequencing	<i>Skills: Identify Letters, Identify Letter Sounds</i> Apple Sound Stamping	<i>Skills: Count/Identify Numbers 1-5</i> Apple Mystery Numbers	Art: Apple Tree Collage
Day 3	<i>Skill: Vocabulary</i> Apple Vocabulary Matching	<i>Skills: Phonemic Awareness (beginning sounds)</i> Apple Sound Sort	<i>Skills: Count/Identify Numbers 1-5</i> We're Going on an Apple Hunt	Sensory Bin: Bobbing for Apples Sensory Bin
Day 4	<i>Skill: Answer Questions</i> Ten Apples Predictions	<i>Skills: Name Writing</i> Apple Name Craftivity	<i>Skills: Count/Identify Numbers 1-5</i> Apple Number Sense Mats	Art/Science: Apple Labeling Craft
Day 5	<i>Skill: Tracking Print</i> "A" Emergent Readers	<i>Skills: Expressing Ideas in Writing</i> Apple Journal Writing	<i>Skills: Count/Identify Numbers 1-5</i> Apple Count and Stack	Sensory Bin: Apple Picking Sensory Bin

# APPLES: Learning Goals

## LETTER/SOUND:

- ☐ A is for Apples

## READ ALOUD SKILLS:

- ☐ Identify Parts of a Book
- ☐ Retell a Story
- ☐ Learn New Vocabulary
- ☐ Make Predictions
- ☐ Track Print

## LITERACY SKILLS:

- ☐ Identify Letters
- ☐ Identify Letter Sounds
- ☐ Identify Beginning Sounds
- ☐ Identify Name
- ☐ Write Letters
- ☐ Express Ideas in Writing

## MATH SKILLS:

- ☐ Count Sets of 1-10 Objects
- ☐ Identify Numbers 1-10

## SCIENCE/SOCIAL STUDIES SKILLS:

- ☐ Identify the Parts of an Apple

## FINE MOTOR SKILLS:

- ☐ Make Stamps
- ☐ Cut with Scissors
- ☐ Glue with Glue Stick
- ☐ Write Letters
- ☐ Color with Crayons
- ☐ Paint with a Brush
- ☐ Write Numbers
- ☐ Roll Play Dough
- ☐ Squeeze Tweezers
- ☐ Glue with Glue Bottle
- ☐ Stack Objects

## GROSS MOTOR SKILLS:

- ☐ Run
- ☐ Pretend Play





# APPLES: Activities in Action

## PHOTOS OF ACTIVITIES IN ACTION:

Want to see more photos of each of this week's activities in action? Click here for large detailed photos of our preschool adventures! [Preschool: Apples](#)



preschool  
**APPLE NAME  
CRAFTIVITY**



preschool  
**APPLE TEN  
FRAMES**



preschool  
**APPLE PICKING  
SENSORY BIN**



# THANK YOU!

Thanks so much for downloading this resource! I truly appreciate it and hope it is exactly what you were looking for! Remember to leave feedback to earn credits towards future products. Please contact me with questions/concerns. [jessica@mrsplemonskindergarten.com](mailto:jessica@mrsplemonskindergarten.com)



## TERMS OF USE

This resource is for single classroom use only. Sharing or reselling is not permitted without prior permission from the author. Copying any or all of this resource and uploading it to the internet or file sharing servers of any kind (including but not limited to classroom websites), is a violation of the Digital Millennium Copyright Act (DMCA).

© Mrs. Plemons' Kindergarten by Jessica Plemons

## LET'S CONNECT

Click the icons below for more products, freebies and ideas for your classroom!



## NEWSLETTER

Click the link below to sign up for the latest news from Mrs. Plemons' Kindergarten including EXCLUSIVE freebies, ideas, activities, and more!



## FONTS & GRAPHICS

Thank you to these artists for creating the beautiful fonts & graphics used in this product!

