

PLANS AND PRINTABLES


preschool BUTTERFLIES



BUTTERFLIES: TABLE OF CONTENTS

| | |
|---|--------------|
| What's Included?..... | <u>3-4</u> |
| Week at a Glance..... | <u>5</u> |
| Learning Goals..... | <u>6</u> |
| Suggested Materials..... | <u>7</u> |
| Read Aloud Plans..... | <u>8</u> |
| <i>Hungry Caterpillar Retelling</i> | <u>9</u> |
| <i>Story Sequencing Activity</i> | <u>10-11</u> |
| <i>Butterfly Vocabulary</i> | <u>12</u> |
| <i>Butterfly Vocabulary Cards</i> | <u>13</u> |
| <i>Butterfly Vocabulary Book</i> | <u>14-17</u> |
| <i>Comparing Caterpillars</i> | <u>18</u> |
| <i>Caterpillar Response Page</i> | <u>19</u> |
| <i>Caterpillar Predictions</i> | <u>20</u> |
| <i>"B" Emergent Readers</i> | <u>21</u> |
| <i>Printable Bb Readers</i> | <u>22-31</u> |
| Literacy Activities..... | <u>32</u> |
| <i>Color by Syllable Butterfly</i> | <u>33</u> |
| <i>Color by Syllable Butterfly</i> | <u>34</u> |
| <i>Butterfly Sound Stamping</i> | <u>35</u> |
| <i>Letter B Dot Marker Page</i> | <u>36</u> |
| <i>Syllable Stamp Caterpillars</i> | <u>37</u> |
| <i>Syllable Stamp Page</i> | <u>38</u> |
| <i>Caterpillar Name Craftivity</i> | <u>39</u> |
| <i>Caterpillar Craftivity Templates</i> | <u>40-48</u> |
| <i>Butterfly Journal Writing</i> | <u>49</u> |
| <i>Butterfly Writing Prompts</i> | <u>50</u> |

| | |
|--|--------------|
| Math Activities..... | <u>51</u> |
| <i>Butterfly Number Writing Tray</i> | <u>52</u> |
| <i>Butterfly Letter/Number Cards</i> | <u>53-58</u> |
| <i>Play Dough Pattern Caterpillars</i> | <u>59</u> |
| <i>Caterpillar Pattern Cards</i> | <u>60-61</u> |
| <i>Butterfly Wing Patterns</i> | <u>62</u> |
| <i>Butterfly Pattern Page</i> | <u>63</u> |
| <i>Butterfly Patterns</i> | <u>64</u> |
| <i>Butterfly Pattern Cards</i> | <u>65</u> |
| <i>Butterfly & Flower Cards</i> | <u>66-68</u> |
| <i>Edible Caterpillar Patterns</i> | <u>69</u> |
| <i>Fruit Caterpillar Pattern Pages</i> | <u>70-73</u> |
| Sensory, Science, SS & Art Activities..... | <u>74</u> |
| <i>Very Hungry Caterpillar Sensory Bin</i> | <u>75</u> |
| <i>Stained Glass Butterflies</i> | <u>76</u> |
| <i>Butterfly Outline</i> | <u>77</u> |
| <i>Butterfly Feeding Bin</i> | <u>78</u> |
| <i>Butterfly Dot Stamp Art</i> | <u>79</u> |
| <i>Butterfly Outline</i> | <u>80</u> |
| <i>Caterpillars and Butterflies Play Dough</i> | <u>81</u> |
| Activities in Action..... | <u>82</u> |



PRESCHOOL: WHAT'S INCLUDED?

MPK preschool: BUTTERFLIES

| | Read Aloud | Literacy | Math | Science/SS/Art |
|-------|---|---|--|---|
| Day 1 | Skill: Retell a story Hungry Caterpillar Book | Skill: Count Syllables Color by Syllable Butterfly | Skill: Count/Identify Numbers Butterfly Writing Tray | Sensory Bin Very Hungry Caterpillar Art |
| Day 2 | Skill: Learn New Vocabulary Butterfly Vocabulary | Skill: Identify Letters Identify Letter Sounds Butterfly Sound Stamping | Skill: Patterns (N/Shape) Play Dough Pattern Caterpillars | Art: Stained Glass Butterflies |
| Day 3 | Skill: Answer Questions Comparing Caterpillars | Skill: Count Syllables Syllable Stamp Caterpillars | Skill: Patterns (N/Shape) Butterfly Wing Patterns | Science Butterfly Feeding Bin |
| Day 4 | Skill: Make Predictions Caterpillar Predictions | Skill: Name Writing Caterpillar Name Craftivity | Skill: Patterns (N/Shape) Butterfly Patterns | Art: Butterfly Dot Stamp Art |
| Day 5 | Skill: Copying Ideas in Writing Journal Writing | | Skill: Patterns (N/Shape) Syllable Caterpillar Patterns | Sensory Bin Caterpillars and Butterflies Play Dough |

WEEK AT A GLANCE:

See all 20 books/activities for the week on one convenient page. Every week includes 5 read aloud books with activities, 5 literacy activities, 5 math activities, and 5 sensory bins, science/social studies, and/or art activities. All activities are focused on specific learning goals that spiral throughout the year.

BUTTERFLIES: Learning Goals

LETTER/SOUND:
B is for Butterfly

READ ALOUD SKILLS:
Answer Questions
Learn New Vocabulary
Retell a Story
Make Predictions
Track Print

LITERACY SKILLS:
Identify Letters/Sounds
Count Syllables in Words
Identify Name
Express Ideas in Writing

MATH SKILLS:
Identify Numbers 1-20
Write Numbers 1-20
Identify Patterns
Extend Patterns
Create Patterns

SCIENCE/SOCIAL STUDIES SKILLS:
Experiment with Animal Behavior

FINE MOTOR SKILLS:
Draw Detailed Pictures
Color with Crayons
Cut with Scissors
Make Stamps
Write Letters
Glue with a Glue Stick
Roll Play Dough
Squeeze Bottles
Paint with a Brush

GROSS MOTOR SKILLS:
Open Ended Play

LEARNING GOALS:

Each week includes a letter/sound focus, read aloud comprehension, literacy, math, science/social studies, fine motor, and gross motor skills. The skills practiced each week are located on one convenient page for your reference as well as listed on the week at a glance, activity summary, and activity overview pages.

BUTTERFLIES: Suggested Materials

BOOKS:
The Very Hungry Caterpillar by Eric Carle
Caterpillar to Butterfly by Lois March
The Little Caterpillar by Bill Martin Jr.
Caterpillar by Pamela Duncan Erwin
Go by Bruce Lanxin

CRAB MATERIALS:
Crayons
Dot Stickers
Colored Cardstock
Scissors
Glue
Markers
Googly Eyes
Pencils
Hole Punch
Sensory Dough
Sensory Dough Eyes
Buttons
Pipe Cleaners

PRINTABLES:
Story Sequencing Activity
Butterfly Vocabulary Cards
Butterfly Vocabulary Book
Caterpillar Reading Page
Caterpillar Reader
Color by Syllable Butterfly
Letter N Dot Marker Page
Syllable Stamp Page
Caterpillar Craftivity Templates
Butterfly Writing Prompts
Butterfly Letter Number Cards
Caterpillar Pattern Page
Butterfly Pattern Cards
Butterfly Pattern Cards
Butterfly Pattern Cards
Butterfly Pattern Cards
Butterfly Pattern Cards

FOOD ITEMS:
Fruit (at least 4 types)
Ice Cream
Food Coloring

OTHER MATERIALS:
Shallow Tray
Green Sand
Plastic Caterpillars
Play Dough
Play Food
Caterpillar Yarn
Mini Cups
Base Picture
Cotton Swabs
Toothpicks
Toy Butterflies
Flowers
Paper
Butterfly
Caterpillar
Cookie Cutters

SUGGESTED MATERIALS:

Prepping for the week is super easy with this checklist. Round up everything you need for the week without having to search through each page of activities!

PRESCHOOL: WHAT'S INCLUDED?

BUTTERFLIES: Literacy Activities

| ACTIVITY | DESCRIPTION | MATERIALS | GOALS/SKILLS |
|-----------------------------|---|---|--|
| Color by Substave Butterfly | Look at the small picture in each section of the large picture. Count the number of syllables in each word. Follow the key to color each spot the correct color. | Color by Substave Butterfly (pg 20) Crayons | Count Syllables Color |
| Butterfly Sound Stamping | Stamp inside the letter B with dot stampers. Find the upper and lowercase letters in the butterfly picture, stamp them and write the "B" sound each time. Stamp the other letters with a different color and try to make their sound. | Letter B Dot Marker (pg 20) Dot Stampers | Identify Letters Sound Make Stamps |
| Syllable Stamp Caterpillar | Print the syllable stamp page. Clip and count the number of syllables in the picture. Use dot stampers to stamp the caterpillar underneath showing the correct number of syllables. | Syllable Stamp Page (pg 20) Dot Stampers | Count Syllables Make Stamps |
| | Clip the craft pieces out. Trade or write the letters in a child's name on each card. Use the words together in order to help write the egg and caterpillar. Use a glue stick to glue the caterpillar onto the card. | Caterpillar Craftivity Templates (pg 20-21) Cardstock Scissors Staplers Glue Stick Butterfly Writing Prompts (pg 21) | Identify Name Write Letters in Name Express Ideas in Writing Draw Pictures Write Letters |

ACTIVITY SUMMARY PAGES:

Learning activity pages include everything you need to know to complete the activities for the week. Each learning category has a page with pictures, directions, materials, and goals so you know exactly what to do for each activity.

EDIBLE CATERPILLAR PATTERNS

Skills:

- Identify Patterns
- Extend Patterns
- Create Patterns

Materials:


- Fruit Caterpillar Pattern Pages (pg 20-21)
- Fruit for at least 4 types

Items to Prep:

- Print the fruit caterpillar pattern pages
- Laminates for durability and cut out

Directions:

- Use cut up fruit to create each type of pattern
- Pretend to be a hungry caterpillar and stamp all of the optional activities
- Count the number of each fruit in each pattern
- Try to create 2 different patterns of each type




DETAILED ACTIVITY OVERVIEWS:

Each activity also has an activity overview page. This page includes the skills, materials, items to prep, directions for the activity, and a large photo of the activity in action. This page is perfect to keep with each set of materials for easy reference while learning.

THE CATERPILLAR

Directions: Cut and paste the correct order from the box.

| | | |
|-----------|-------------|------------|
| egg | caterpillar | chrysalis |
| butterfly | predator | camouflage |




PRINTABLES:

Printable activities and materials to make weekly prep a breeze! Lots of printable options to save you from purchasing additional hands on materials that you may not have available.

MPK preschool:

BUTTERFLIES



| | Read Aloud | Literacy | Math | Science/SS/Art |
|-------|--|---|---|---|
| Day 1 | <i>Skill: Retell a Story</i> Hungry Caterpillar Retelling | <i>Skills: Count Syllables</i> Color by Syllable Butterfly | <i>Skills: Count/Identify Numbers</i> Butterfly Writing Tray | Sensory Bin: Very Hungry Caterpillar Bin |
| Day 2 | <i>Skill: Learn New Vocabulary</i> Butterfly Vocabulary | <i>Skills: Identify Letters, Identify Letter Sounds</i> Butterfly Sound Stamping | <i>Skills: Patterns (4 Step)</i> Play Dough Pattern Caterpillars | Art: Stained Glass Butterflies |
| Day 3 | <i>Skill: Answer Questions</i> Comparing Caterpillars | <i>Skills: Count Syllables</i> Syllable Stamp Caterpillars | <i>Skills: Patterns (4 Step)</i> Butterfly Wing Patterns | Science: Butterfly Feeding Bin |
| Day 4 | <i>Skill: Make Predictions</i> Caterpillar Predictions | <i>Skills: Name Writing</i> Caterpillar Name Craftivity | <i>Skills: Patterns (4 Step)</i> Butterfly Patterns | Art: Butterfly Dot Stamp Art |
| Day 5 | <i>Skill: Tracking Print</i> "B" Emergent Readers | <i>Skills: Expressing Ideas in Writing</i> Butterfly Journal Writing | <i>Skills: Patterns (4 Step)</i> Edible Caterpillar Patterns | Sensory Bin: Caterpillars and Butterflies Play Dough |

BUTTERFLIES: Learning Goals

LETTER/SOUND:

- ☐ B is for Butterfly

READ ALOUD SKILLS:

- ☐ Answer Questions
- ☐ Learn New Vocabulary
- ☐ Retell a Story
- ☐ Make Predictions
- ☐ Track Print

LITERACY SKILLS:

- ☐ Identify Letters/Sounds
- ☐ Count Syllables in Words
- ☐ Identify Name
- ☐ Express Ideas in Writing

MATH SKILLS:

- ☐ Identify Numbers 1-20
- ☐ Write Numbers 1-20
- ☐ Identify Patterns
- ☐ Extend Patterns
- ☐ Create Patterns

SCIENCE/SOCIAL STUDIES SKILLS:

- ☐ Experiment with Animal Behavior

FINE MOTOR SKILLS:

- ☐ Draw Detailed Pictures
- ☐ Color with Crayons
- ☐ Cut with Scissors
- ☐ Make Stamps
- ☐ Write Letters
- ☐ Glue with a Glue Stick
- ☐ Roll Play Dough
- ☐ Squeeze Bottles
- ☐ Paint with a Brush

GROSS MOTOR SKILLS:

- ☐ Open Ended Play





BUTTERFLIES: Activities in Action

PHOTOS OF ACTIVITIES IN ACTION:

Want to see more photos of each of this week's activities in action? Click here for large detailed photos of our preschool adventures! [Preschool: Butterflies](#)



preschool CATERPILLAR RETELLING



preschool CATERPILLAR PATTERNS



preschool STAINED GLASS BUTTERFLIES



THANK YOU!

Thanks so much for downloading this resource! I truly appreciate it and hope it is exactly what you were looking for! Remember to leave feedback to earn credits towards future products. Please contact me with questions/concerns. jessica@mrsplemonskindergarten.com



TERMS OF USE

This resource is for single classroom use only. Sharing or reselling is not permitted without prior permission from the author. Copying any or all of this resource and uploading it to the internet or file sharing servers of any kind (including but not limited to classroom websites), is a violation of the Digital Millennium Copyright Act (DMCA).

© Mrs. Plemons' Kindergarten by Jessica Plemons

LET'S CONNECT

Click the icons below for more products, freebies and ideas for your classroom!



NEWSLETTER

Click the link below to sign up for the latest news from Mrs. Plemons' Kindergarten including EXCLUSIVE freebies, ideas, activities, and more!

SIGN UP
HERE



FONTS & GRAPHICS

Thank you to these artists for creating the beautiful fonts & graphics used in this product!

