


PLANS AND PRINTABLES

preschool FAIRY TALES



FAIRY TALES: TABLE OF CONTENTS

What's Included?.....	4-5
Week at a Glance.....	6-7
Learning Goals.....	8
Suggested Materials.....	9-10
Read Aloud Plans.....	11-12
<i>Retelling Cinderella</i>	13
<i>Cinderella Retelling Puppets</i>	14-16
<i>Printable Cinderella Storybook</i>	17-22
<i>Retelling Snow White</i>	23
<i>Snow White Retelling Puppets</i>	24-25
<i>Printable Snow White Storybook</i>	26-31
<i>Retelling Jack and the Beanstalk</i>	32
<i>Beanstalk Retelling Puppets</i>	33-35
<i>Printable Jack & the Beanstalk Storybook</i>	36-41
<i>Retelling Rapunzel</i>	42
<i>Rapunzel Retelling Puppets</i>	43-45
<i>Printable Rapunzel Storybook</i>	46-51
<i>Retelling Sleeping Beauty</i>	52
<i>Sleeping Beauty Retelling Puppets</i>	53-54
<i>Printable Sleeping Beauty Storybook</i>	55-60
<i>Retelling Goldilocks & 3 Bears</i>	61
<i>Goldilocks Retelling Puppets</i>	62-64
<i>Printable Goldilocks Storybook</i>	65-70
<i>Retelling Princess and the Pea</i>	71
<i>Princess and the Pea Retelling Puppet</i>	72-73
<i>Printable Princess & the Pea Storybook</i>	74-79
<i>Retelling Little Red Riding Hood</i>	80
<i>Little Red Riding Hood Retelling Puppets</i>	81-82

<i>Printable Little Red Storybook</i>	83-88
<i>Retelling Hansel and Gretel</i>	89
<i>Hansel and Gretel Retelling Puppets</i>	90-91
<i>Printable Hansel and Gretel Storybook</i>	92-97
<i>Retelling 3 Little Pigs</i>	98
<i>3 Little Pigs Retelling Puppets</i>	99-100
<i>Printable 3 Little Pigs Storybook</i>	101-106
Literacy Activities.....	107-108
<i>Fairy Tale Salt Tray</i>	109
<i>Castle Letter/Number Cards</i>	110-115
<i>Queen Sound Stamping</i>	116
<i>Letter Q Dot Marker Page</i>	117
<i>Syllable Beanstalks</i>	118
<i>Syllable Beanstalks</i>	119-120
<i>Printable Leaves</i>	121-122
<i>Rapunzel's Tower Name Craftivity</i>	123
<i>Rapunzel Craftivity Templates</i>	124-131
<i>Fairy Tale Journal Writing</i>	132
<i>Fairy Tale Writing Prompts</i>	133
<i>Bear Color by Rhyme</i>	134
<i>Rhyme & Color Bear</i>	135
<i>K is for King Sound Stamping</i>	136
<i>Letter K Dot Marker Page</i>	137
<i>Rhyming in the Forest</i>	138
<i>Tree Rhyming Words</i>	139
<i>Crown Name Craftivity</i>	140
<i>Crown Craftivity Templates</i>	141-147
<i>Fairy Tale Journal Writing</i>	148

FAIRY TALES: TABLE OF CONTENTS

Math Activities.....	149-150
<i>Color By Shape Storybook</i>	151
<i>Color by Shape Storybook</i>	152
<i>Pick a Poison Apple</i>	153
<i>Number Apples</i>	154-155
<i>Build a Beanstalk</i>	156
<i>Leaf Numbers</i>	157-158
<i>Rapunzel's Hair Counting Cards</i>	159
<i>Rapunzel Link Cards</i>	160-161
<i>Teen Number Fairy Wands</i>	162
<i>Star Numbers</i>	163
<i>Three Bears Sorting</i>	164
<i>3 Bears Sorting Cards</i>	165-171
<i>Sort the Princess's Peas</i>	172
<i>Pea Sorting Labels</i>	173
<i>Little Red's Basket Sort</i>	174
<i>Color Basket Labels</i>	175-176
<i>Color Food</i>	177-178
<i>Candy House Sort</i>	179
<i>Sorting Candy and Labels</i>	180-184
<i>3 Pigs Logic Game</i>	185
Sensory, Science, SS & Art Activities.....	186-187
<i>Foam Fairy Wand</i>	188
<i>Fairy Wand Templates</i>	189
<i>Dwarves Mining Sensory Bin</i>	190
<i>Grow a Beanstalk</i>	191

<i>Castle Craft Templates</i>	192-195
<i>Beanstalk Journal</i>	196-197
<i>Princess Sensory Bin</i>	198
<i>Pipe Cleaner Crown</i>	199
<i>Goldilocks Sensory Bin</i>	200
<i>Princess and Pea Sensory Bin</i>	201
<i>Little Red in the Woods</i>	202
<i>Little Red & Wolf Templates</i>	203
<i>Explore Properties of Candy</i>	204
<i>Paper Cup Houses</i>	205
Activities in Action.....	206



PRESCHOOL: WHAT'S INCLUDED?

MPK preschool: FAIRY TALES

Day	Read Aloud	Literacy	Math	Science/SS/Art
DAY 1	Skill Retelling/Tracing Print Retelling Cinderella	Skill: Identify Letters Fairy Tale Suit Tray	Skill: Identify 2D Shapes Color by Shape Storybook	Art Fairy
DAY 2	Skill Retelling/Tracing Print Retelling Snow White	Skill: Example Letters Identify Letter Sounds Queen Sound Stripping	Skill: Count/Identify Numbers 1-10 Pick a Poison Apple	Sensory Bin 7 Dwarves Hiding Sensory Bin
DAY 3	Skill Retelling/Tracing Print Retelling Jack and the Beanstalk	Skill: Count/ Syllables Subitize Beanstalks	Skill: Count/Identify Numbers 1-10 Build a Beanstalk	Science Grow a Beanstalk
DAY 4	Skill Retelling/Tracing Print Retelling Rapunzel	Skill: Name Writing Rapunzel Tower Name Craftivity	Skill: Count/Identify Numbers 1-10 Rapunzel's Counting Cards	Sensory Bin Rapunzel Sensory Bin
DAY 5	Skill Retelling/Tracing Print Retelling Rapunzel	Skill: Example Ideas in Writing Journal Writing	Skill: Count/Identify Numbers 1-10 Ten Number Fairy Words	Art Pipe Cleaner Crown

WEEK AT A GLANCE:

See all 20 books/activities for the week on one convenient page. Every week includes 5 read aloud books with activities, 5 literacy activities, 5 math activities, and 5 sensory bins, science/social studies, and/or art activities. All activities are focused on specific learning goals that spiral throughout the year.

FAIRY TALES: Learning Goals

LETTER/SOUND:

- B is For Queen
- K is For King

READ ALOUD SKILLS:

- Retell a Story
- Track Print

LITERACY SKILLS:

- Identify Letters
- Identify Letter Sounds
- Identify Rhyming Sounds
- Identify Syllables
- Identify Rhyming Words
- Identify Name
- Express Ideas in Writing

MATH SKILLS:

- Count Sets of 1-10 Objects
- Identify Numbers 1-10
- Sort by Size
- Sort by Color
- Spatial Awareness
- Problem Solving Skills

FINE MOTOR SKILLS:

- Draw Detailed Pictures
- Write Letters
- Make Stamps
- Cut with Scissors
- Glue with Glue Stick
- Glue with Glue
- Color with Crayons
- Thread Beads
- Bend and Create with Pipe Cleaners
- Paint with a Brush

GROSS MOTOR SKILLS:

- Round Search



LEARNING GOALS:

Each week includes a letter/sound focus, read aloud comprehension, literacy, math, science/social studies, fine motor, and gross motor skills. The skills practiced each week are located on one convenient page for your reference as well as listed on the week at a glance, activity summary, and activity overview pages.

FAIRY TALES: suggested Materials

PRINTABLES:

- Castle Letter Number Cards
- Letter & Dot Marker Page
- Subitize Beanstalks
- Printable Counting Templates
- Rapunzel's Counting Cards
- Fairy Tale Writing Templates
- Color by Shape Storybook
- Number Apples
- Leaf Numbers
- Rapunzel Link Cards
- Strip Numbers
- Bears Sorting Cards
- Poison Apple Labels
- Color Food
- Sorting Candy and Labels
- Fairy Tale Templates
- Castle Craft Templates
- Beanstalk Journal
- Little Red & Wolf Templates

OTHER MATERIALS:

- Artificial Trees
- Shallow Wooden Tray
- Plastic Words
- Pocket Chart
- Yellow Links
- Small Baskets
- Play Food
- Little Piggies Game
- Smart Games
- Gems
- Snow White
- Fine Motor Tools
- Scissors
- Clips
- Sewing Machine
- Paper Towels
- Square Figures
- Books
- Square Cupcake Liners
- Smart Games
- Ice Creams
- Mini Beads
- Goodies Finger Puppets
- Measuring Spoons
- Precision Figures
- Bead
- Candy



SUGGESTED MATERIALS:

Prepping for the week is super easy with this checklist. Round up everything you need for the week without having to search through each page of activities!

PRESCHOOL: WHAT'S INCLUDED?

FAIRY TALES: Literacy Activities

ACTIVITY	DESCRIPTION	MATERIALS	GOALS/SKILLS
Fairy Tale Dot Tray	Fill shallow wooden tray with soft, foamlike red dough on top. Press castle letter cards in tray. To use as a model. Use plastic words or paper to write letters in the tray. Shake or flip, and learn to erase and write a new letter.	Shallow wooden tray Soft foam Red cardstock Plastic words Castle letter-number Cards (eg B-12)	Identify letter Write letter
Queen Sound Stamping	Stamp inside the upper and lowercase letters in the queen stamp. Then make the top of the sound each time. Stamp the other letters with a different color and try to make their own letter.	Letter Q Dot Marker Paper (eg Q) Dot Stamps	Identify Letter Sound Make Shapes
Stable Beanstalk	Print suitable beanstalk pictures and tape to wall. Roll paper tubes. Cut slits in the sides of each tube. Tape tubes to opposite ends. Choose a beanstalk and slip outside in the beanstalk. Climb! Count and add their noisy leaves to the beanstalk. Crumble popcorn and window pieces out or write the letters in each letter on the beanstalk. Use the popcorn and window pieces to fill the beanstalk.	Tall Paper Tubes (eg Q) Suitable Beanstalks (eg Q) Straw Leaves (eg Q) Plastic Slits Popcorn Window Pieces (eg Q) Scissors Cord Gummy Eyes Yellow Hair Fairy Tale Writing Prompts (eg Q)	Clap Substitutes Identify Name Write Letters in Cut with Scissors Glue with Glue Stick Express Ideas in Writing

ACTIVITY SUMMARY PAGES:

Learning activity pages include everything you need to know to complete the activities for the week. Each learning category has a page with pictures, directions, materials, and goals so you know exactly what to do for each activity.

BUILD A BEANSTALK

Skills:

- Identify Numbers 1-20
- Counting

Materials:

- Roll Paper
- Markers
- Leaf Numbers (eg Q-20)
- Mini Dot Stamps

Items to Prep:

- Draw a large beanstalk on a roll of paper and lay it on the floor.
- On each leaf, stamp dots with mini dot stampers for the numbers 1-20.
- Print and tape leaves with the numbers 1-20 on them.

Directions:

- Search for leaves and match on the large beanstalk.
- Optional activities:
 - Try to find the numbers in order for an extra challenge.

DETAILED ACTIVITY OVERVIEWS:


Each activity also has an activity overview page. This page includes the skills, materials, items to prep, directions for the activity, and a large photo of the activity in action. This page is perfect to keep with each set of materials for easy reference while learning.

Printable activities and materials to make weekly prep a breeze! Lots of printable options to save you from purchasing additional hands on materials that you may not have available.

PRINTABLES:


Printable activities and materials to make weekly prep a breeze! Lots of printable options to save you from purchasing additional hands on materials that you may not have available.

MPK preschool: FAIRY TALES



	Read Aloud	Literacy	Math	Science/SS/Art
Day 1	<i>Skill: Retelling/Tracking Print</i> Retelling Cinderella	<i>Skills: Identify Letters</i> Fairy Tale Salt Tray	<i>Skills: Identify 2D Shapes</i> Color By Shape Storybook	Art: Foam Fairy Wand
Day 2	<i>Skill: Retelling/Tracking Print</i> Retelling Snow White	<i>Skills: Identify Letters, Identify Letter Sounds</i> Queen Sound Stamping	<i>Skills: Count/Identify Numbers 11-20</i> Pick a Poison Apple	Sensory Bin: 7 Dwarves Mining Sensory Bin
Day 3	<i>Skill: Retelling/Tracking Print</i> Retelling Jack and the Beanstalk	<i>Skills: Count Syllables</i> Syllable Beanstalks	<i>Skills: Count/Identify Numbers 1-20</i> Build a Beanstalk	Science: Grow a Beanstalk
Day 4	<i>Skill: Retelling/Tracking Print</i> Retelling Rapunzel	<i>Skills: Name Writing</i> Rapunzel's Tower Name Craftivity	<i>Skills: Count/Identify Numbers 11-20</i> Rapunzel's Counting Cards	Sensory Bin: Rapunzel Sensory Bin
Day 5	<i>Skill: Retelling/Tracking Print</i> Retelling Sleeping Beauty	<i>Skills: Expressing Ideas in Writing</i> Fairy Tale Journal Writing	<i>Skills: Count/Identify Numbers 11-20</i> Teen Number Fairy Wands	Art: Pipe Cleaner Crown

MPK preschool: FAIRY TALES



	Read Aloud	Literacy	Math	Science/SS/Art
Day 6	<i>Skill: Retelling/Tracking Print</i> Retelling Goldilocks & 3 Bears	<i>Skills: Identify Rhymes</i> Color by Rhyme Bear	<i>Skills: Sorting</i> Three Bears Sorting	Sensory Bin: Goldilocks Bin
Day 7	<i>Skill: Retelling/Tracking Print</i> Retelling Princess and the Pea	<i>Skills: Identify Letters, Identify Letter Sounds</i> King Sound Stamping	<i>Skills: Sorting</i> Princess Pea Sorting	Sensory Bin: Princess and Pea Bin
Day 8	<i>Skill: Retelling/Tracking Print</i> Retelling Little Red Riding Hood	<i>Skills: Identify Rhymes</i> Rhyming in the Forest	<i>Skills: Sorting</i> Little Red's Basket Sort	Art: Little Red in the Woods
Day 9	<i>Skill: Retelling/Tracking Print</i> Retelling Hansel and Gretel	<i>Skills: Name Writing</i> Crown Name Craftivity	<i>Skills: Sorting</i> Candy House Sorting	Science: Explore Properties of Candy
Day 10	<i>Skill: Retelling/Tracking Print</i> Retelling 3 Little Pigs	<i>Skills: Expressing Ideas in Writing</i> Fairy Tale Journal Writing	<i>Skills: Spatial Awareness</i> Three Little Pigs Logic Game	Art: Paper Cup Houses

FAIRY TALES: Learning Goals

LETTER/SOUND:

- Q is for Queen
- K is for King

READ ALOUD SKILLS:

- Retell a Story
- Track Print

LITERACY SKILLS:

- Identify Letters
- Identify Letter Sounds
- Identify Beginning Sounds
- Clap Syllables
- Identify Rhyming Words
- Identify Name
- Express Ideas in Writing

MATH SKILLS:

- Count Sets of 1-20 Objects
- Identify Numbers 1-30
- Identify 2D Shapes
- Sort by Size
- Sort by Color
- Spatial Awareness
- Problem Solving Skills

SCIENCE/SOCIAL STUDIES SKILLS:

- Plant and Grow Seeds
- Explore Properties of Objects

FINE MOTOR SKILLS:

- Draw Detailed Pictures
- Write Letters
- Make Stamps
- Cut with Scissors
- Glue with Glue Stick
- Glue with Hot Glue
- Squeeze a Glue Bottle
- Color with Crayons
- Thread Beads
- Paint with a Brush
- Bend and Create with Pipe Cleaners

GROSS MOTOR SKILLS:

- Run and Search



FAIRY TALES: Activities in Action

PHOTOS OF ACTIVITIES IN ACTION:


Want to see more photos of each of this week's activities in action? Click here for large detailed photos of our preschool adventures! [Preschool: Fairy Tales](#)




preschool
**TEEN NUMBER
FAIRY WANDS**



preschool
**7 DWARVES
MINING BIN**



preschool
**RAPUNZEL
NAME CRAFT**



THANK YOU!

Thanks so much for downloading this resource! I truly appreciate it and hope it is exactly what you were looking for! Remember to leave feedback to earn credits towards future products. Please contact me with questions/concerns. jessica@mrsplemonskindergarten.com



TERMS OF USE

This resource is for single classroom use only. Sharing or reselling is not permitted without prior permission from the author. Copying any or all of this resource and uploading it to the internet or file sharing servers of any kind (including but not limited to classroom websites), is a violation of the Digital Millennium Copyright Act (DMCA).

© Mrs. Plemons' Kindergarten by Jessica Plemons

LET'S CONNECT

Click the icons below for more products, freebies and ideas for your classroom!



NEWSLETTER

Click the link below to sign up for the latest news from Mrs. Plemons' Kindergarten including EXCLUSIVE freebies, ideas, activities, and more!



FONTS & GRAPHICS

Thank you to these artists for creating the beautiful fonts & graphics used in this product!

