

preschool REINDEER



REINDEER: TABLE OF CONTENTS

What's Included?.....	3-4
Week at a Glance.....	5
Learning Goals.....	6
Suggested Materials.....	7
Read Aloud Plans.....	8
<i>Reindeer Retelling</i>	9
<i>Reindeer Retelling Page</i>	10
<i>The Reindeer Problem</i>	11
<i>The Reindeer Problem Response Page</i>	12
<i>Reindeer Predictions</i>	13
<i>Reindeer Vocabulary Book</i>	14
<i>Reindeer Vocabulary Cards</i>	15
<i>Reindeer Vocabulary Book</i>	16-19
<i>"R" Emergent Readers</i>	20
<i>Printable Rr Readers</i>	21-30
Literacy Activities.....	31
<i>Read and Color Sleigh</i>	32
<i>Read & Color Sleigh Page</i>	33
<i>Reindeer Sound Stamping</i>	34
<i>Letter R Dot Marker Page</i>	35
<i>Reindeer Rhymes</i>	36
<i>Reindeer Rhyme Printables</i>	37-41
<i>Reindeer Name Craftivity</i>	42
<i>Reindeer Craftivity Templates</i>	43-49
<i>Reindeer Journal Writing</i>	50
<i>Reindeer Writing Prompts</i>	51

Math Activities.....	52
<i>Magic Reindeer Feed Tray</i>	53
<i>Reindeer Letter/Number Cards</i>	54-65
<i>Reindeer Run</i>	66
<i>Reindeer & Carrot Shapes</i>	67-69
<i>Build a Shape Reindeer</i>	70
<i>Shape Reindeer Pieces</i>	71-75
<i>Rudolph Shape Puzzles</i>	76
<i>Rudolph Shape Puzzle Printables</i>	77-79
<i>Roll and Build Reindeer</i>	80
<i>Reindeer Printable Page</i>	81
Sensory, Science, SS & Art Activities.....	82
<i>Rudolph Sensory Bin</i>	83
<i>Fruit Cup Reindeer</i>	84
<i>Rudolph Rockets</i>	85
<i>Reindeer Rocket Printables</i>	86-87
<i>Reindeer Paper Plate</i>	88
<i>Reindeer Mask Templates</i>	89-91
<i>Reindeer Feeding Sensory Bin</i>	92
Activities in Action.....	93



PRESCHOOL: WHAT'S INCLUDED?

MPK preschool: REINDEER

Day	Read Aloud	Literacy	Math	Science/Social Studies	Art
Day 1	Skill: Retelling Reindeer: Reindeer	Skill: Identify Letters Read and Color Sleigh	Skill: Count/Identify Numbers Maze: Reindeer Feed Tray	Sensory Bin Graham Snow	Art: Fruit Cup Reindeer
Day 2	Skill: Story Elements The Reindeer Problem	Skill: Sequence Letters Identify Letter Sounds Reindeer: Sound Starting	Skill: Identify 2D Shapes Reindeer: Run	Science Rudolph Booklets	Art: Reindeer Paper Plates
Day 3	Skill: Predictions Reindeer Predictions	Skill: Identify Rhymes Reindeer: Rhymes	Skill: Identify 2D Shapes Build a Shape Reindeer	Science Rudolph Booklets	Art: Reindeer Paper Plates
Day 4	Skill: Vocabulary Reindeer: Vocabulary Book	Skill: Name Writing Reindeer: Name Craftivity	Skill: Identify 2D Shapes Rudolph Shape Puzzles	Sensory Bin Reindeer: Feeding Bin	Art: Reindeer Paper Plates
Day 5	Skill: Vocabulary Reindeer: Vocabulary Book	Skill: Counting/Identify Numbers Roll and Build Reindeer	Skill: Count/Identify Numbers Roll and Build Reindeer	Sensory Bin Reindeer: Feeding Bin	Art: Reindeer Paper Plates

WEEK AT A GLANCE:

See all 20 books/activities for the week on one convenient page. Every week includes 5 read aloud books with activities, 5 literacy activities, 5 math activities, and 5 sensory bins, science/social studies, and/or art activities. All activities are focused on specific learning goals that spiral throughout the year.

REINDEER: Learning Goals

LETTER/SOUND:
 R is for Reindeer

READ ALOUD SKILLS:
 Retell a Story
 Identify the Problem in a Story
 Make Predictions
 Learn New Vocabulary
 Track Print

LITERACY SKILLS:
 Identify Letters/Sounds
 Identify Beginning Sounds
 Identify Rhymes
 Express Ideas in Writing

MATH SKILLS:
 Count Sets of 1-10 Objects
 Write Numbers 1-10
 Identify Shapes
 Match Shapes

SCIENCE/SOCIAL STUDIES SKILLS:
 Conduct an Experiment

FINE MOTOR SKILLS:
 Write Letters
 Show Detailed Pictures
 Color with Crayons
 Make Shapes
 Paint with Brush
 Glue with a Glue Stick
 Glue with Hot Glue
 Cut with Scissors

GROSS MOTOR SKILLS:
 Run
 Jump
 Climb
 Tumble
 Pretend Play

LEARNING GOALS:

Each week includes a letter/sound focus, read aloud comprehension, literacy, math, science/social studies, fine motor, and gross motor skills. The skills practiced each week are located on one convenient page for your reference as well as listed on the week at a glance, activity summary, and activity overview pages.

REINDEER: suggested Materials

BOOKS:
 Give the Other Reindeer by J. Otto
 Give the Other Reindeer by J. Otto
 The Great Reindeer Sabotage by Lisa Thompson
 The Wild Christmas Reindeer by Tim Burt
 Reindeer by Ada Monica
 Re by Bruce Larkin

CRAYON MATERIALS:
 Crayons
 Dot Stamps
 Paper Lunch Bags
 Colored Cardstock
 Scissors
 Glue Stick
 Markers
 Sharpener
 Brown Acrylic Paint
 Pipe Cleaners
 Googly Eyes
 Long-Head Pom Pom
 Hot Glue
 Paper Plates
 Paper Pie
 Tempera Paint

PRINTABLES:
 The Reindeer Retelling Page
 Reindeer Problem Response Page
 Reindeer Vocabulary Cards
 Reindeer Vocabulary Book
 Reindeer Sound Starting
 Reindeer Run Page
 Letter R Dot Marker Page
 Reindeer Rhyme Templates
 Reindeer Craftivity Templates
 Reindeer Letter/Number Cards
 Shape Reindeer Pattern
 Rudolph Shape Puzzles
 Reindeer Name Writing
 Reindeer Vocabulary Book
 Reindeer Feeding Bin
 Reindeer Mask Templates

FOOD ITEMS:
 Cash

OTHER MATERIALS:
 Shallow Wooden Tray
 Single Bells
 Reindeer Antlers
 Plastic Plastic Corns
 Reindeer
 Brown Cardstock
 Dot
 Reindeer Finger
 Rudolph Snow
 Artful Tress
 Foam Snowflakes
 Fruit Cup
 Cups
 Books
 Scissors

Visit the [Preschool Activities](#) blog post to find pictures and clickable links to materials!

SUGGESTED MATERIALS:

Prepping for the week is super easy with this checklist. Round up everything you need for the week without having to search through each page of activities!

PRESCHOOL: WHAT'S INCLUDED?

ACTIVITY	DESCRIPTION	MATERIALS	GOALS/SKILLS
Build and Color Reindeer	Look at the small picture in each section of the large picture. Identify the beginning sounds. Follow the key to color each spot the correct color.	• Red & Color Sheet (pg. 20) • Crayons	• Identify Colors
Reindeer Sound Stamping	Stamp inside the letter R with dot stampers. Roll the upper and lowercase r's in the reindeer, stamp them and make the r's sound each time. Stamp the other letters with a different color and try to make their sound.	• Letter R Dot Marker (pg. 21) • Dot Stampers	• Identify Letters • Identify Letter Sounds • Make Sounds
Reindeer Rhymes	Tape reindeer feet bag labels onto small paper bags. Read the word on each card and the bag with a rhyming word then place it in the correct feed bag.	• Reindeer Rhyme (Reindeer pg. 22) • Paper Lunch Bags	• Identify Rhymes
	• Cut the reindeer pieces out. Trace or write letters in circles (one on each reindeer) - the reindeer pieces together and return to R to make to	• Reindeer Craftivity (Reindeer pg. 23) • Scissors • Glue • Markers	• Identify Name • Write Letters in Name
		• Reindeer Writing (Reindeer pg. 24) • Crayons	• Express Ideas in Writing • Draw Pictures • Write Letters

ACTIVITY SUMMARY PAGES:

Learning activity pages include everything you need to know to complete the activities for the week. Each learning category has a page with pictures, directions, materials, and goals so you know exactly what to do for each activity.

MAGIC REINDEER FEED TRAY

Skills:

- Identify Numbers
- Write Numbers

Materials:

- Shallow Wooden Tray
- Oats
- Glitter
- Single Bells
- Reindeer Letter/Number Cards (pg. 25-26)

Items to Prep:

- Fill shallow wooden tray with oats and glitter.
- Print the reindeer letter/number cards.
- Laminates for durability and cut out.

Directions:

- Place reindeer number cards near sand tray to use as a model.
- Choose one number to practice.
- Useingle bells on finger to practice.
- Shake tray back and forth to write numbers in the sand.
- Repeat with a new number.

Optional activities:


- Put the number cards in order to practice counting.
- Use the letter cards to write letters in the sand.







DETAILED ACTIVITY OVERVIEWS:

Each activity also has an activity overview page. This page includes the skills, materials, items to prep, directions for the activity, and a large photo of the activity in action. This page is perfect to keep with each set of materials for easy reference while learning.





 antlers	 Arctic	 hooves
 herd	 lichen	 reindeer

PRINTABLES:

Printable activities and materials to make weekly prep a breeze! Lots of printable options to save you from purchasing additional hands on materials that you may not have available.

MPK preschool: REINDEER



	Read Aloud	Literacy	Math	Science/SS/Art
Day 1	<i>Skill: Retelling</i> Reindeer Retelling	<i>Skills: Identify Letters</i> Read and Color Sleigh	<i>Skills: Count/Identify Numbers</i> Magic Reindeer Feed Tray	Sensory Bin: Rudolph Sensory Bin
Day 2	<i>Skill: Story Elements</i> The Reindeer Problem	<i>Skills: Identify Letters, Identify Letter Sounds</i> Reindeer Sound Stamping	<i>Skills: Identify 2D Shapes</i> Reindeer Run	Art: Fruit Cup Reindeer
Day 3	<i>Skill: Predictions</i> Reindeer Predictions	<i>Skills: Identify Rhymes</i> Reindeer Rhymes	<i>Skills: Identify 2D Shapes</i> Build a Shape Reindeer	Science: Rudolph Rockets
Day 4	<i>Skill: Vocabulary</i> Reindeer Vocabulary Book	<i>Skills: Name Writing</i> Reindeer Name Craftivity	<i>Skills: Identify 2D Shapes</i> Rudolph Shape Puzzles	Art: Reindeer Paper Plate
Day 5	<i>Skill: Tracking Print</i> "R" Emergent Readers	<i>Skills: Expressing Ideas in Writing</i> Reindeer Journal Writing	<i>Skills: Count/Identify Numbers</i> Roll and Build Reindeer	Sensory Bin: Reindeer Feeding Bin

REINDEER: Learning Goals

LETTER/SOUND:

- R is for Reindeer

READ ALOUD SKILLS:

- Retell a Story
- Identify the Problem in a Story
- Make Predictions
- Learn New Vocabulary
- Track Print

LITERACY SKILLS:

- Identify Letters/Sounds
- Identify Beginning Sounds
- Identify Rhymes
- Identify Name
- Express Ideas in Writing

MATH SKILLS:

- Count Sets of 1-10 Objects
- Identify Numbers 1-10
- Write Numbers 1-10
- Identify Shapes
- Match Shapes

SCIENCE/SOCIAL STUDIES SKILLS:

- Conduct an Experiment

FINE MOTOR SKILLS:

- Write Letters
- Draw Detailed Pictures
- Color with Crayons
- Make Stamps
- Paint with Brush
- Glue with a Glue Stick
- Glue with Hot Glue
- Cut with Scissors

GROSS MOTOR SKILLS:

- Run
- Jump
- Hop
- Tiptoe
- Pretend Play



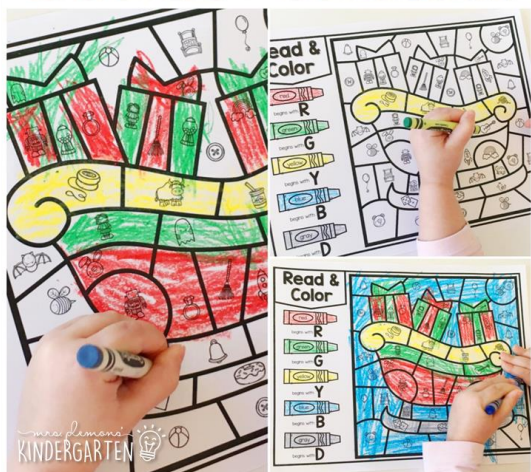
REINDEER: Activities in Action

PHOTOS OF ACTIVITIES IN ACTION:

Want to see more photos of each of this week's activities in action? Click here for large detailed photos of our preschool adventures! [Preschool: Reindeer](#)



preschool
**READ AND
COLOR SLEIGH**



preschool
**BUILD A SHAPE
REINDEER**



preschool
**RUDOLPH
ROCKETS**



THANK YOU!

Thanks so much for downloading this resource! I truly appreciate it and hope it is exactly what you were looking for! Remember to leave feedback to earn credits towards future products. Please contact me with questions/concerns. jessica@mrsplemonskindergarten.com



TERMS OF USE

This resource is for single classroom use only. Sharing or reselling is not permitted without prior permission from the author. Copying any or all of this resource and uploading it to the internet or file sharing servers of any kind (including but not limited to classroom websites), is a violation of the Digital Millennium Copyright Act (DMCA).

© Mrs. Plemons' Kindergarten by Jessica Plemons

LET'S CONNECT

Click the icons below for more products, freebies and ideas for your classroom!



NEWSLETTER

Click the link below to sign up for the latest news from Mrs. Plemons' Kindergarten including EXCLUSIVE freebies, ideas, activities, and more!



FONTS & GRAPHICS

Thank you to these artists for creating the beautiful fonts & graphics used in this product!

