

preschool ZOO



ZOO: TABLE OF CONTENTS

What's Included?.....	3-4
Week at a Glance.....	5
Learning Goals.....	6
Suggested Materials.....	7
Read Aloud Plans.....	8
<i>1, 2, 3 to the Zoo Sequencing</i>	9
<i>Story Sequencing Activity</i>	10-11
<i>Zoo Animal Vocab Match</i>	12
<i>Zoo Vocabulary Cards</i>	13-14
<i>Goodnight Gorilla Story Elements</i>	15
<i>Goodnight Gorilla Response Page</i>	16
<i>ABC Animal Jamboree Inferring</i>	17
<i>Inferring Response Page</i>	18
<i>"Z" Emergent Readers</i>	19
<i>Printable Zz Readers</i>	20-29
Literacy Activities.....	30
<i>Color by Syllable Elephant</i>	31
<i>Color by Syllable Elephant</i>	32
<i>Zoo Sound Stamping</i>	33
<i>Letter Z Dot Marker Page</i>	34
<i>Syllable Sort Zoo</i>	35
<i>Syllable Labels and Animals</i>	36-38
<i>Zoo Train Name Craftivity</i>	39
<i>Zoo Train Craftivity Templates</i>	40-49
<i>Zoo Journal Writing</i>	50
<i>Zoo Writing Prompts</i>	51

Math Activities.....	52
<i>Zoo Number Writing Tray</i>	53
<i>Animal Letter/Number Cards</i>	54-59
<i>Roll and Move 3D Shapes</i>	60
<i>Animal and 3D Shape Dice</i>	61-62
<i>3D Shape Animal Sort</i>	63
<i>Animal Cages and Sorting Animals</i>	64-70
<i>3D Shape Zoo Cage</i>	71
<i>3D Shape Model Cards</i>	72
<i>Zoo Animal Counting Book</i>	73
<i>Zoo Animal Counting Book</i>	74-79
Sensory, Science, SS & Art Activities.....	80
<i>Build a Zoo Sensory Bin</i>	81
<i>Build a Shape Animal</i>	82
<i>Animal Characteristic Sorts</i>	83
<i>Animals and Sorting Mats</i>	84-88
<i>Giraffe Finger Paint</i>	89
<i>Giraffe Templates</i>	90-91
<i>Play Dough Zoo</i>	92
Activities in Action.....	93



PRESCHOOL: WHAT'S INCLUDED?

MPK preschool: ZOO

Day	Read Aloud	Literacy	Math	Science/SS/Art
Day 1	Skill: Retell a story L 2,3 to the Zoo Sequencing	Skill: Count Syllables Color by Syllable Diagram	Skill: Count/Identify Numbers Zoo Writing Tray	Science Build a Zoo
Day 2	Skill: Learn New Vocabulary Color Zoo Animal Vocab Match	Skill: Identify Letters/Identify Letter For Sounds Zoo Sound Stamping	Skill: 3D Shapes Roll and Move 3D Shapes	Art Build a Shape Animal
Day 3	Skill: Answer Questions Guessing Zoo Story Elements	Skill: Count Syllables Syllable Sort	Skill: 3D Shapes 3D Shape Animal Sort	Science Animal Characteristics Sorts
Day 4	Skill: Make Inferences ABC Animal Jamboree Sequencing	Skill: Name Writing Zoo Train Name Craftivity	Skill: 3D Shapes 3D Shape Zoo Cages	Art Griffin Paper Plate
Day 5		Skill: Expressing Ideas in Writing -mal Writing	Skill: Count/Identify Numbers Zoo Animal Counting Book	Sensory Bin Play Dough Zoo

WEEK AT A GLANCE:

See all 20 books/activities for the week on one convenient page. Every week includes 5 read aloud books with activities, 5 literacy activities, 5 math activities, and 5 sensory bins, science/social studies, and/or art activities. All activities are focused on specific learning goals that spiral throughout the year.

ZOO: Learning Goals

LETTER/SOUND:

- Z is for Zoo

READ ALOUD SKILLS:

- Answer Questions
- Learn New Vocabulary
- Retell a Story
- Make Inferences
- Track Plot

LITERACY SKILLS:

- Identify Letters/Sounds
- Count Syllables in Words
- Identify Name
- Express Ideas in Writing

MATH SKILLS:

- Identify Numbers 1-20
- Write Numbers 1-20
- Identify 3D Shapes
- Build 3D Shapes

SCIENCE/SOCIAL STUDIES SKILLS:

- Sort by Animal Characteristics

FINE MOTOR SKILLS:

- Draw Detailed Pictures
- Color with Crayons
- Cut with Scissors
- Make Stamps
- Write Letters
- Glue with a Glue Stick
- Roll with Fingers
- Glue with Glue Bottle

GROSS MOTOR SKILLS:

- Hop
- Run
- Crawl
- Climb



LEARNING GOALS:

Each week includes a letter/sound focus, read aloud comprehension, literacy, math, science/social studies, fine motor, and gross motor skills. The skills practiced each week are located on one convenient page for your reference as well as listed on the week at a glance, activity summary, and activity overview pages.

ZOO: Suggested Materials

BOOKS:

- L 2, 3 to the Zoo By Eric Carle
- Color Zoo By Lois Ehlert
- Guess Who? by Peggy Rathmann
- ABC Animal Jamboree by Giles Bottromm
- Zz by Bruce Lanxin

CRAYON MATERIALS:

- Crayons
- Dot Stencils
- Colored Cardstock
- Scissors
- Glue
- Markers
- Play Dough
- Googly Eyes
- Pipe Cleaners
- Popable Straws
- Animal Animal Stickers

PRINTABLES:

- Story Sequencing Activity
- Zoo Vocabulary Cards
- Guessing Zoo Sequences Page
- Inferencing Zoo Readers
- Color by Syllable Diagram
- Letter Z Dot Marker Page
- Syllable Label and Templates
- Zoo Writing Prompts
- Animal and 3D Shape Cards
- Animal Cages and Sorting Animals
- Zoo Animal Counting Book
- Animal and Sorting Mats
- Griffin Template

OTHER MATERIALS:

- Shallow Tray
- Green Sand
- Tooth Pick Animals
- Foam 3D Shapes
- Traffic Lights
- Alphabet Zoo
- Plastic Pots
- Trucks

FOOD ITEMS:

- Book Bears



Use the preschool zoo blog post to find pictures and clickable links to materials!

SUGGESTED MATERIALS:

Prepping for the week is super easy with this checklist. Round up everything you need for the week without having to search through each page of activities!

PRESCHOOL: WHAT'S INCLUDED?

ZOO: Literacy Activities

ACTIVITY	DESCRIPTION	MATERIALS	GOALS/SKILLS
Color by Subtle Elephant	Look at the small picture in each section of the large picture. Count the number of syllables in each word. Follow the key to color each spot the correct color.	• Color by Subtle Elephant (pg 30) • Crayons	• Color by Subtle Elephant (pg 30)
Zoo Sound Drawing	Stamp inside the letter Z with dot stampers. Roll the upper roll backwards in the zoo picture, stamp them and make the "z" sound each time. Change the other letters with a different color and try to make their sound.	• Letter Z Dot Marker Page (pg 31) • Dot Stampers	• Identify Letters • Identify Letter Sounds • Make Shapes
Syllable Sort Zoo	Print and cut out the syllable labels and writing animals. Clip and count the number of syllables in the picture or each animal body. Sort each animal under the correct syllable label.	• Syllable Labels and Animals (pg 32)	• Count Syllables
	Use the craft pieces out. Trace or write the letters in circles on each square. Use the words in circles together on the left side of the page to make words for each letter. Use the words from the left frame.	• Zoo Train Craftivity Templates (pg 33) • Colored Cardstock • Scissors • Staple Markers • Foam Animal Drinkers • Zoo Writing Prompts (pg 34)	• Identify Name • Write Letters in Name • Express Ideas in Writing • Draw Pictures • Write Letters

ACTIVITY SUMMARY PAGES:

Learning activity pages include everything you need to know to complete the activities for the week. Each learning category has a page with pictures, directions, materials, and goals so you know exactly what to do for each activity.

3D SHAPE ZOO CAGES

Skills:

- Identify 3D Shapes
- Build 3D Shapes

Materials:


- Play Dough
- Toothpicks
- 3D Shape Model Cards (pg 2)
- Plastic Zoo Animals

Items to Prep:

- Print the 3D shape model cards
- Laminate and cut out.

Directions:

- Use play dough and toothpicks to build each 3D shape cage.
- Place animals in each cage.



DETAILED ACTIVITY OVERVIEWS:


Each activity also has an activity overview page. This page includes the skills, materials, items to prep, directions for the activity, and a large photo of the activity in action. This page is perfect to keep with each set of materials for easy reference while learning.

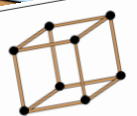
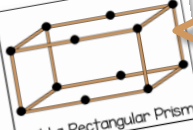
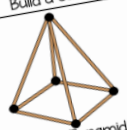
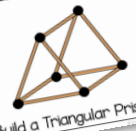
1,2,3 TO THE RETELL!

Directions: Cut apart each part of the cones in the correct order from beginning to end.

1	2	3
6	7	8

CONES



 Build a Cube	 Build a Rectangular Prism
 Build a Pyramid	 Build a Triangular Prism

PRINTABLES:

Printable activities and materials to make weekly prep a breeze! Lots of printable options to save you from purchasing additional hands on materials that you may not have available.

MPK preschool: ZOO



	Read Aloud	Literacy	Math	Science/SS/Art
Day 1	<i>Skill: Retell a Story</i> 1, 2, 3 to the Zoo Sequencing	<i>Skills: Count Syllables</i> Color by Syllable Elephant	<i>Skills: Count/Identify Numbers</i> Zoo Writing Tray	Sensory Bin: Build a Zoo Bin
Day 2	<i>Skill: Learn New Vocabulary</i> Color Zoo Animal Vocab Match	<i>Skills: Identify Letters, Identify Letter Sounds</i> Zoo Sound Stamping	<i>Skills: 3D Shapes</i> Roll and Move 3D Shapes	Art: Build a Shape Animal
Day 3	<i>Skill: Answer Questions</i> Goodnight Gorilla Story Elements	<i>Skills: Count Syllables</i> Syllable Sort	<i>Skills: 3D Shapes</i> 3D Shape Animal Sort	Science: Animal Characteristic Sorts
Day 4	<i>Skill: Make Inferences</i> ABC Animal Jamboree Inferring	<i>Skills: Name Writing</i> Zoo Train Name Craftivity	<i>Skills: 3D Shapes</i> 3D Shape Zoo Cages	Art: Giraffe Finger Paint
Day 5	<i>Skill: Tracking Print</i> "Z" Emergent Readers	<i>Skills: Expressing Ideas in Writing</i> Zoo Journal Writing	<i>Skills: Count/Identify Numbers</i> Zoo Animal Counting Book	Sensory Bin: Play Dough Zoo

ZOO: Learning Goals

LETTER/SOUND:

- Z is for Zoo

READ ALOUD SKILLS:

- Answer Questions
- Learn New Vocabulary
- Retell a Story
- Make Inferences
- Track Print

LITERACY SKILLS:

- Identify Letters/Sounds
- Count Syllables in Words
- Identify Name
- Express Ideas in Writing

MATH SKILLS:

- Identify Numbers 1-20
- Write Numbers 1-20
- Identify 3D Shapes
- Build 3D Shapes

SCIENCE/SOCIAL STUDIES SKILLS:

- Sort by Animal Characteristics

FINE MOTOR SKILLS:

- Draw Detailed Pictures
- Color with Crayons
- Cut with Scissors
- Make Stamps
- Write Letters
- Glue with a Glue Stick
- Paint with Fingers
- Glue with Glue Bottle

GROSS MOTOR SKILLS:

- Hop
- Run
- Crawl
- Climb




ZOO: Activities in Action

PHOTOS OF ACTIVITIES IN ACTION:

Want to see more photos of each of this week's activities in action? Click here for large detailed photos of our preschool adventures! [Preschool: Zoo](#)




preschool
**ZOO TRAIN
NAME CRAFT**



preschool
**3D SHAPE ZOO
CAGES**



preschool
**BUILD A ZOO
SENSORY BIN**



THANK YOU!

Thanks so much for downloading this resource! I truly appreciate it and hope it is exactly what you were looking for! Remember to leave feedback to earn credits towards future products. Please contact me with questions/concerns. jessica@mrsplemonskindergarten.com



TERMS OF USE

This resource is for single classroom use only. Sharing or reselling is not permitted without prior permission from the author. Copying any or all of this resource and uploading it to the internet or file sharing servers of any kind (including but not limited to classroom websites), is a violation of the Digital Millennium Copyright Act (DMCA).

© Mrs. Plemons' Kindergarten by Jessica Plemons

LET'S CONNECT

Click the icons below for more products, freebies and ideas for your classroom!



NEWSLETTER

Click the link below to sign up for the latest news from Mrs. Plemons' Kindergarten including EXCLUSIVE freebies, ideas, activities, and more!



FONTS & GRAPHICS

Thank you to these artists for creating the beautiful fonts & graphics used in this product!

