



# Snack & Graph


35 graphing options to practice graphing all year long



By: Jessica Plemons

# HOW TO USE THESE GRAPHS:

1. Gather small cups of the snacks you will graph.
2. Students will sort their snack on the sorting page and graph the amounts.
3. Students then analyze their data and write about their graph.
4. You may want to complete a graph as a class to discuss ideas for writing about their graph.
5. Students learn to write about things other than just the items that have the most/least.
6. Examples of what to write about graph:
  - Items with the same number
  - How many of each item
  - Total number of items
  - How many more of one item than another



# Cereal

Pages:

- 5-7 Apple Jacks
- 8-10 Froot Loops
- 11-13 Fruity Cheerios
- 14-16 Crunch Berries
- 17-19 Christmas Crunch
- 20-22 Lucky Charms

# Candy

Pages:

- 23-25 M & M s
- 26-28 Skittles
- 29-31 Starburst Minis
- 32-34 Gummy Bears
- 35-37 Reese's Pieces
- 38-40 Candy Hearts
- 41-46 Jelly Beans (x2) (Starburst/Traditional)
- 47-49 Easter Sweetarts
- 50-52 Chicks & Rabbits (Brach's)

# Snacks

Pages:

- 53-55 Goldfish Colors
- 56-58 Teddy Grahams (Honey and Chocolate)
- 59-61 Spooky Shapes (Target Fruit Snacks)
- 62-64 Festive Fruit (Target Fruit Snacks)
- 65-67 Valentines Heart (Target Fruit Snacks)

# Snacks

Pages:

68-70 Springtime Shapes

71-73 Summer Shapes

74-76 Mixed Fruit

# Marshmallows

Pages:

77-79 Fun Mallows

80-82 Fruit Mallows

83-85 Ice Cream Mallows

86-88 Boo Mallows

89-91 Ghost Mallows

92-94 Holiday Mallows

95-97 Heart Mallows

98-100 Bunny Mallows

101-103 Egg Mallows

104-106 Star Mallows

# Make Your Own

Pages:

107-108 Snack Mix (3 items)

109-110 Snack Mix (4 items)


111-112 Snack Mix (5 items)

113-115 Snack Mix (6 items)

Name: \_\_\_\_\_




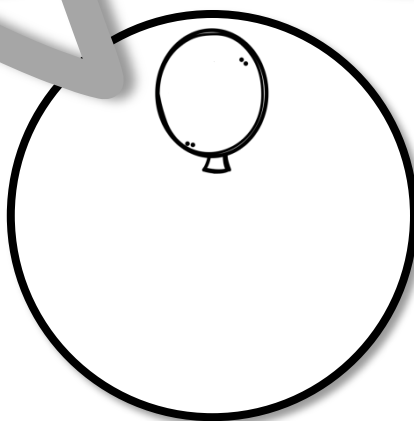


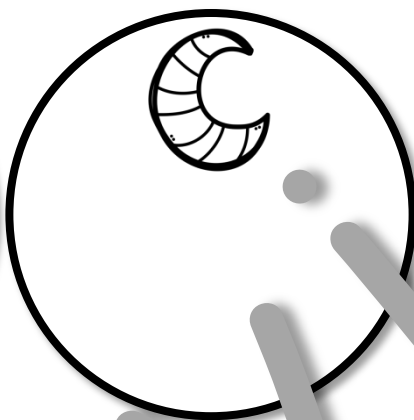

# LUCKY Charms


PREVIEW



Name: \_\_\_\_\_


# LUCKY Charms Sorting Mat




Name: \_\_\_\_\_

# LUCKY Charms

Which marshmallow has the MOST?



Which marshmallow has the LEAST?



Write about your graph:

---

---

---


---

---

---

---

---




Name: \_\_\_\_\_

# Goldfish Colors





Red




Orange



Yellow



Green



Purple



Name: \_\_\_\_\_

# Goldfish Colors Sorting Mat

Red

Orange

Yellow

Green

Purple


Name: \_\_\_\_\_

# Goldfish Colors


Which color snack has the MOST?




Red



Orange



Yellow



Green




Purple


Which color snack has the LEAST?



Red



Orange



Yellow



Green



Purple

Write about your graph:

---

---

---


---

---

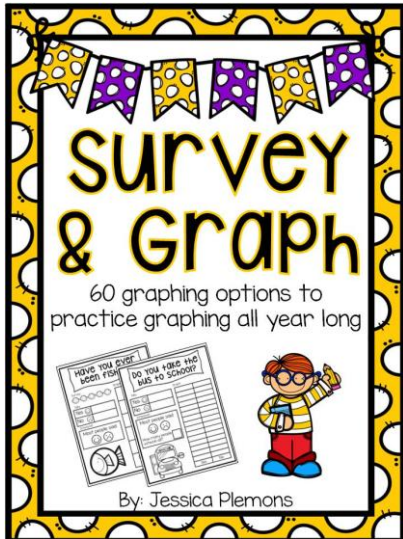
---

---

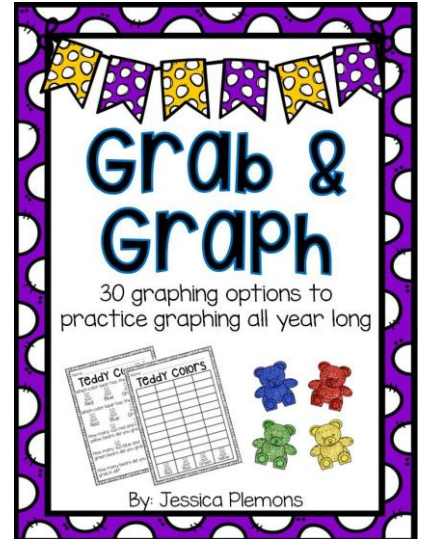
---



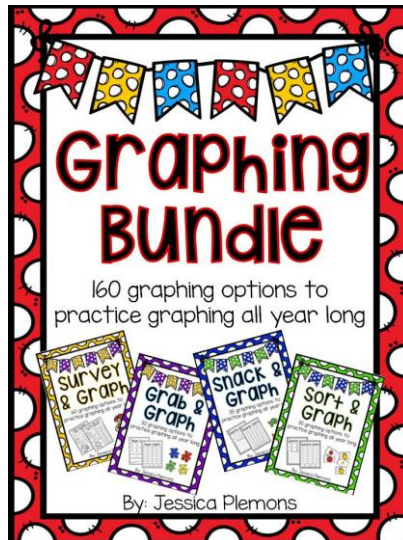
# PRODUCTS YOU MAY LIKE: Graphing



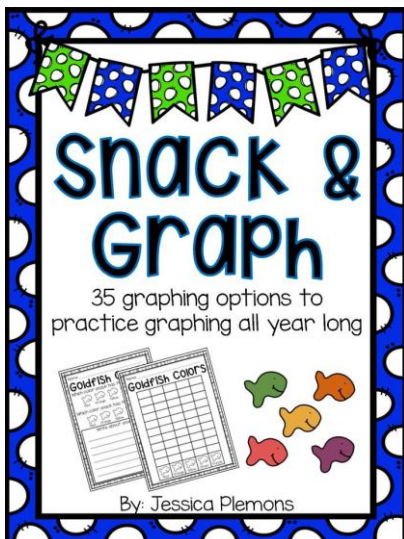
[Survey & Graph](#)



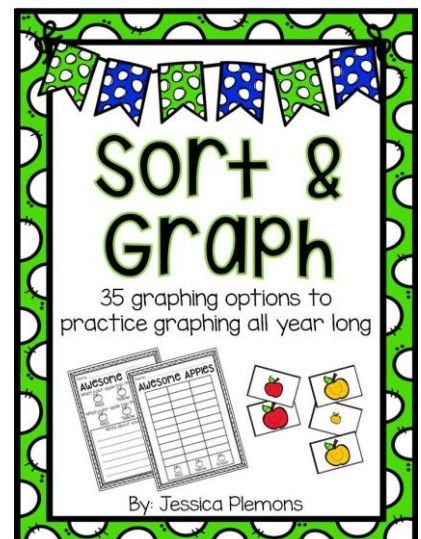
[Grab & Graph](#)



[MEGA Bundle](#)



[Snack & Graph](#)



[Sort & Graph](#)

# Terms of Use



•Thanks so much for your purchase! I truly appreciate it and hope it is exactly what you were looking for! Feel free to contact me with questions or concerns.

•This product is for single classroom use only. Please do not share it with others, instead send them to my store or purchase an additional license through TPT.

•All pages of this product are copyrighted. Please do not copy change or distribute part or all of this product in any way.

## Let's connect

Click the icons below for more products, freebies and ideas for your classroom!



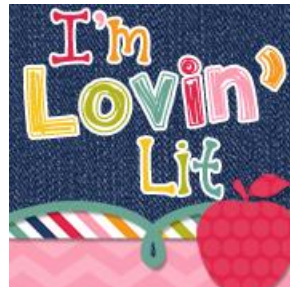
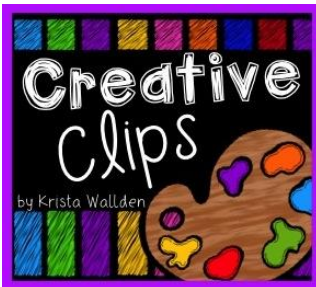
Visit my blog here:

[mrsplemonskindergarten.com](http://mrsplemonskindergarten.com)



# Fonts & Graphics

Thank you to all of these wonderful artists for creating the fonts and graphics used in this product!



{Click on the buttons to visit their stores}