


# SPACE


read & respond activities




2 Craftivities



5 Comprehension Skills




5 Writing Activities



DIFFERENTIATED FOR KINDERGARTEN-2ND GRADE

# Table of Contents

Book	Response	Pages
<u>One Giant Leap</u> By Don Brown	Find Main Idea (RI.K.2, RI.1.2, RI.2.2)	3-5
	Narrative Writing (W.K.3, W.1.3, W.2.3)	6-8
<u>Stargazers</u> By Gail Gibbons	Learn New Vocabulary (RI.K.4, RI.1.4, RI.2.4)	9-11
	Poetry (W.K.3, W.1.3, W.2.3)	12-15
<u>How to Catch a Star</u> By Olive Jeffers	Find the Moral/Lesson (RL.K.2, RL.1.2, RL.2.2)	16-18
	How to Writing (W.K.2, W.1.2, W.2.2)	19-24
<u>National Geographic Kids: Planets</u> By Elizabeth Carney	Make Connections (RI.K.3, RI.1.3, RI.2.3)	25-27
	Solar System Craftivity	28-40
	All About Writing (W.K.2, W.1.2, W.2.2)	41-63
<u>Mousetronaut</u> By Astronaut Mark Kelly	Infer Meaning (RL.K.4, RL.1.4, RL.2.4)	64-66
	Mousetronaut Craftivity	67-72
	Opinion Writing (W.K.1, W.1.1, W.2.1)	73-75
Answer Keys		76-90



# 3 Leveled Comprehension Pages for each Text

## Kindergarten

## First Grade

Name: \_\_\_\_\_

RI  
K.2



### One Giant Leap

Directions: Draw and write details that support the main idea.

Main Idea:

Neil Armstrong was a hard working child with big dreams.

Detail #1

Detail #2

Detail #3

Name: \_\_\_\_\_

RI  
1.2



### One Giant Leap

Directions: Write the main idea and details that support the main idea.

Main Idea:

Detail #1

Detail #2

Detail #3

Name: \_\_\_\_\_

RI  
2.2



### One Giant Leap

Directions: Write the main idea and details that support the main idea for 2 different parts of the book.

Main Idea:

Detail #1

Detail #2

Detail #3

## Second Grade

All activities are Common Core aligned with the standard listed in the upper right hand corner of each page.

# Answer Keys Included for All Comprehension Pages

## Kindergarten

## First Grade

Name: **Answer Key**

RI  
K.4



### Stargazers

Directions: Illustrate 2 new words from the text.

Word #1: **Astronomer**



Word #2: **Constellation**



Name: **Answer Key**

RI  
1.4

Name: **Answer Key**

RI  
1.4



### Stargazers

Directions: Write 2 new words from the text. Draw and write to show what these words mean.

Word #1: **Astronomer**



Astronomers are stargazers that know a lot about stars.

### Stargazers

Directions: Choose 3 new words you read in the text. Draw and write to show what these words mean.

Word #1: **Astronomer**



Astronomers are stargazers that know a lot about stars.

Word #2: **Constellation**



Constellations are groups of bright stars that look like pictures.

Word #3: **Planetarium**



Planetariums are special rooms where a machine shows motions of the stars and planets.

Constellation

groups of bright stars in pictures.

## Second Grade

# 3 Leveled Writing Activities for each Text

## Kindergarten

## First Grade

Name: \_\_\_\_\_ **W**  
K2

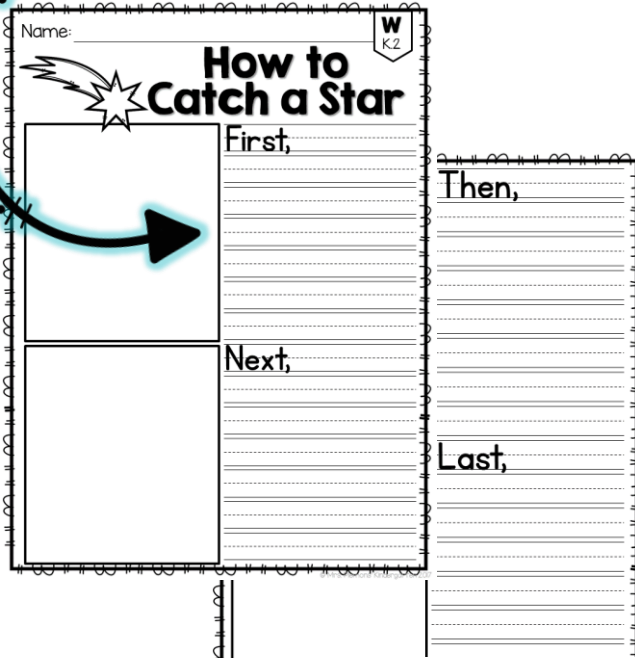
**How to Catch a Star**

First, \_\_\_\_\_

Then, \_\_\_\_\_

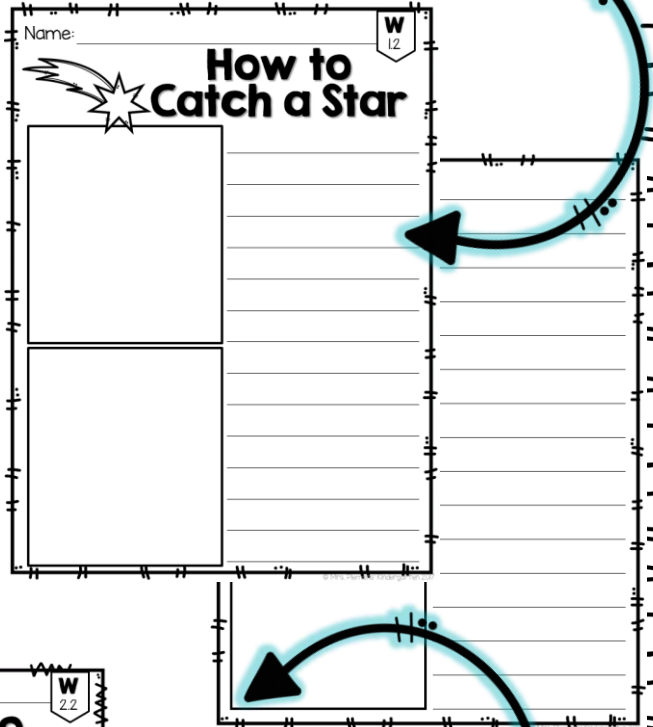
Next, \_\_\_\_\_

Last, \_\_\_\_\_



Name: \_\_\_\_\_ **W**  
L2


**How to Catch a Star**



## Second Grade


Name: \_\_\_\_\_ **W**  
2.2

**How to Catch a Star**



All activities are Common Core aligned with the standard listed in the upper right hand corner of each page.

# 2 Themed Craftivities



# Terms of Use



- Thanks so much for your purchase! I truly appreciate it and hope it is exactly what you were looking for! Feel free to contact me with questions or concerns.
- This product is for single classroom use only. Please do not share it with others, instead send them to my store or purchase an additional license through TPT.

• All pages of this product are copyrighted. Please do not copy change or distribute part or all of this product in any way.

## Let's connect

## fonts & graphics

Click the icons below for more products, freebies and ideas for your classroom!

Thank you to these wonderful artists for creating the fonts and graphics used in this product!



Visit my blog here:

[www.mrsplemonskindergarten.com](http://www.mrsplemonskindergarten.com)