




VALENTINES

read & respond activities



2 Craftivities



5 Comprehension Skills



5 Writing Activities

DIFFERENTIATED FOR KINDERGARTEN-2ND GRADE

Table of Contents


Book	Response	Pages
<u>The Night Before Valentine's Day</u> By Natasha Wing	Retell a Story (<i>RL.K.2, RL.1.2, RL.2.2</i>)	3-5
	Opinion Writing (<i>W.K.1, W.1.1, W.2.1</i>)	6-9
<u>Love, Splat</u> By Rob Scotton	Make Connections (<i>RL.K.10, RL.1.10, RL.2.10</i>)	10-12
	Splat Craftivity	13-18
	Opinion Writing (<i>W.K.1, W.1.1, W.2.1</i>)	19-20
<u>The Valentine Bears</u> By Eve Bunting	Make Predictions (<i>RL.K.1, RL.1.1, RL.2.1</i>)	21-23
	Bear Craftivity	24-29
	Poetry (<i>W.K.3, W.1.3, W.2.3</i>)	30-31
<u>Kisses</u> By Nanda Roep & Marjike ten Cate	Visualize the Story (<i>RL.K.7, RL.1.7, RL.2.7</i>)	32-34
	Opinion Writing (<i>W.K.1, W.1.1, W.2.1</i>)	35-37
<u>In My Heart</u> By Molly Bang	Point of View (<i>RL.K.6, RL.1.6, RL.2.6</i>)	38-40
	Narrative Writing (<i>W.K.3, W.1.3, W.2.3</i>)	41-45
Answer Keys		46-60



3 Leveled Comprehension pages for each Text

Kindergarten

Name: _____


The Night Before Valentine's Day 

Directions: Draw to retell each part of the story.

Beginning	
Middle	
End	

First Grade

Name: _____

The Night Before Valentine's Day 

Directions: Draw and write to retell each part of the story.

Beginning	
Middle	
End	

Second Grade

Name: _____

The Night Before Valentine's Day 

Directions: Retell the major events in the story.

First	Next
Then	Last

All activities
are Common
Core aligned
with the
standard
listed in the
upper right
hand corner
of each page.

Answer Keys Included for All Comprehension Pages

Kindergarten

First Grade

Name: _____

Answer Key

RL
K1



The Valentine Bears

Directions: After reading the first part of the story, draw/write to infer: Why do you think Mrs. Bear set her alarm to wake up early?



I predict that
is going to sur-
prise Bear by mak-
ing a special meal for Valentine's Day.

Name: _____

Answer Key

RL
1



The Valentine Bears

Before reading: What can you predict about this story?



I think that Mrs. Bear is going to surprise Mr. Bear by making a special meal for Valentine's Day.

After reading: What actually happened?

Name: _____

Answer Key

RL
2.1



The Valentine Bears

Before reading: What can you predict about this story?

I think that Mrs. Bear is going to surprise Mr. Bear by making a special meal for Valentine's Day.

During reading: How did your prediction change?

Mr. Bear wouldn't wake up at first so I think that he is going to be upset when Mrs. Bear finds a way to get him to wake up.

After reading: What did you learn about your prediction?

Mrs. Bear did bring Mr. Bear some special things to eat, but she also gave him a sign and poem. Mr. Bear had a surprise treat for her too.



• Bear some special
• also gave him a sign
• and a surprise treat


Partially correct

© Mrs. Plamons Kindergarten 2016

Second Grade

3 Leveled Writing Activities for each Text

Kindergarten



3 Reasons I like _____

Three empty rectangular boxes for writing reasons.

© Mrs. Pierson's Kindergarten 2017



3 Reasons I like _____

Two empty rectangular boxes for writing reasons.

© Mrs. Pierson's Kindergarten 2017

First Grade



3 Reasons I like _____

One empty rectangular box for writing a reason, followed by five horizontal lines for writing.

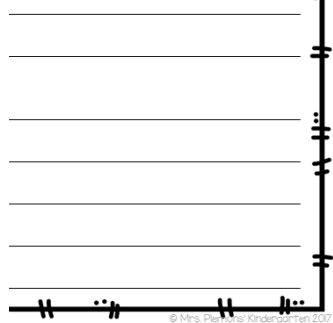
© Mrs. Pierson's Kindergarten 2017



3 Reasons I like _____

One empty rectangular box for writing a reason, followed by three numbered lines (1., 2., 3.) for writing.

© Mrs. Pierson's Kindergarten 2017



Five horizontal lines for writing.

© Mrs. Pierson's Kindergarten 2017

Second Grade



3 Reasons I like _____

Three numbered lines (1., 2., 3.) for writing reasons.

© Mrs. Pierson's Kindergarten 2017

2 Themed Craftivities



Terms of Use



- Thanks so much for your purchase! I truly appreciate it and hope it is exactly what you were looking for! Feel free to contact me with questions or concerns.
- This product is for single classroom use only. Please do not share it with others, instead send them to my store or purchase an additional license through TPT.

•All pages of this product are copyrighted. Please do not copy change or distribute part or all of this product in any way.

Let's connect

Click the icons below for more products, freebies and ideas for your classroom!



Visit my blog here:

www.mrsplemonskindergarten.com

fonts & GRAPHICS

Thank you to these wonderful artists for creating the fonts and graphics used in this product!

