



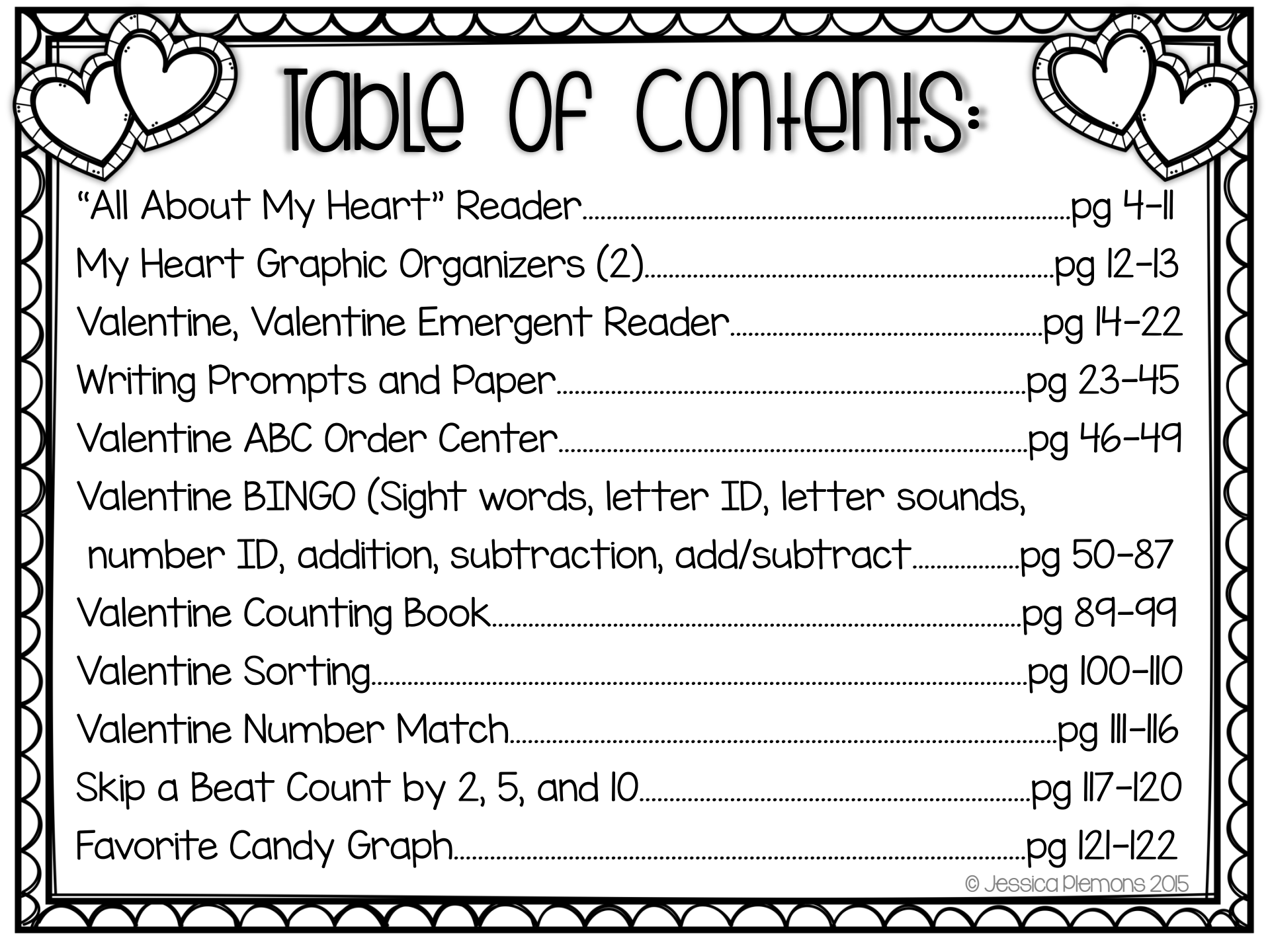
# Seasons of Love

Valentine's Math &  
ELA Activities



By: Jessica Plemons






# Table of Contents:

“All About My Heart” Reader.....	pg 4-11
My Heart Graphic Organizers (2).....	pg 12-13
Valentine, Valentine Emergent Reader.....	pg 14-22
Writing Prompts and Paper.....	pg 23-45
Valentine ABC Order Center.....	pg 46-49
Valentine BINGO (Sight words, letter ID, letter sounds, number ID, addition, subtraction, add/subtract.....	pg 50-87
Valentine Counting Book.....	pg 89-99
Valentine Sorting.....	pg 100-110
Valentine Number Match.....	pg 111-116
Skip a Beat Count by 2, 5, and 10.....	pg 117-120
Favorite Candy Graph.....	pg 121-122


# ALL ABOUT MY HEART READER

1. Assemble books: Copy pages 5-11 for students. (each set makes 2 books) Stack 7 pages and cut down center. Staple along side.
2. Read the book.
3. **Optional:** Read additional non-fiction books about the heart so students can learn even more!
4. Students complete graphic organizers to record new learning.





# valentine, valentine reader

1. Assemble books: Copy pages 15-22 for students. (each set makes 2 books) Stack 8 pages and cut down center. Staple along side.
2. Ideas for use:
  - Read the book as a class.
  - Students can reread and color the book independently.
  - Practice I to I pointing while reading.
  - Practice concepts of print.
  - Find and circle target sight words or letters.




# WRITING PROMPTS & PAPER

1. Print the pages you plan to use with students.
2. Pg 24: LOVE acrostic poem
3. Pg 25: I love... because... prompt
4. Pgs 26-36 B/W open ended writing paper
5. Pgs 37-45 Color Open ended writing paper





# Valentine ABC Order

1. Cut and laminate pieces. Students put the words in ABC order.
2. Students write the valentines words on the response sheet in order.



# Valentine BINGO



1. Choose a skill to practice:
  - Sight words (pgs 51-61)
  - Letter ID (pgs 62-74)
  - Letter sounds (pgs 62-74)
  - Number ID (pgs 75-87)
  - Addition (pgs 75-87)
  - Subtraction (pgs 75-87)
  - Add/Subtract Mix (pgs 75-87)
2. Print and laminate the bingo cards and caller cards you need.
3. Call out sight words, letters, sounds, numbers, or facts.
4. Students can use valentines candy, erasers etc. to cover their cards.





# Valentine Counting book

1. Assemble books: Copy pages 89-99 for students. (each set makes 2 books) Stack 11 pages and cut down center. Staple along side.
2. Students complete pages independently, in small group, or as part of a center rotation.



# Valentine Sort

1. Print and laminate the hearts and category cards.
2. Students choose a set of category cards to guide their sort. Students could also choose to sort independently and then explain on the response sheet how they sorted.
3. Students record their sort and categories on the response sheet.




# Valentine Number Match

1. Print and laminate the hearts.
2. Students match the number, ten frames, and dice.
3. Students record their work on the response sheet.




# SKIP A BEAT

1. Print the pages you'd like students to practice.
2. Students cut and paste the numbers in order to skip count by 2, 5, or 10.

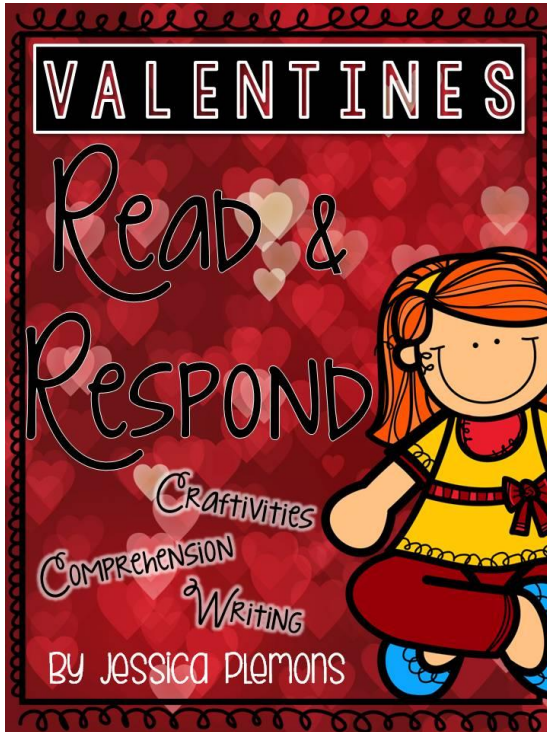


# FAVORITE CANDY GRAPHING

1. Conduct a classroom taste test of Hershey's Hugs and Kisses.
2. Take a class survey to determine each student's favorite.
3. Students complete the remainder of the page as a class or independently to create a bar graph, answer questions, and write about their data.



# More products you may like: Valentine's Day



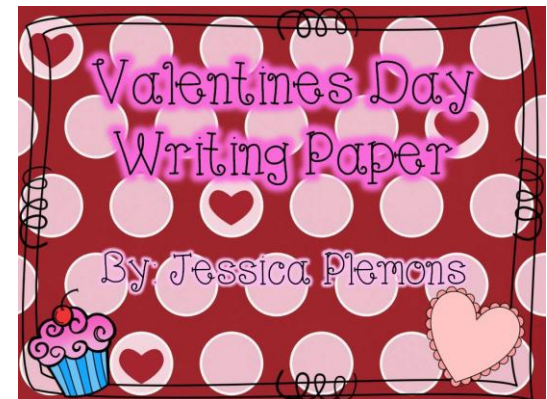
[Valentines Read and Respond](#)



[FREE Printable Valentines & Treat Toppers](#)



[Seasons of Love: Math and Literacy Activities](#)

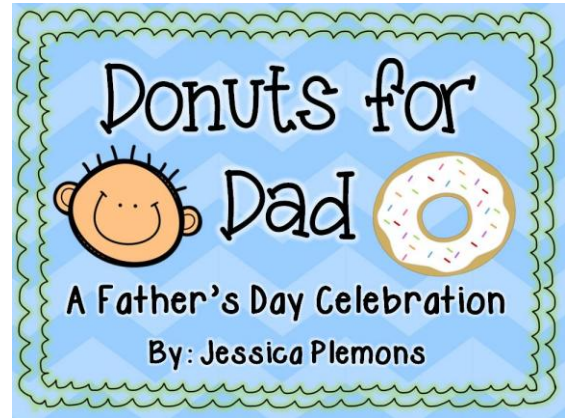


[FREE Valentine's Day Writing Paper](#)

# More products you may like: Spring Holidays



[Muffins for Mom](#)



[Donuts for Dad](#)



[Celebrating America](#)



# Terms of Use

• Thanks so much for your purchase! I truly appreciate it and hope it is exactly what you were looking for! Feel free to contact me with questions or concerns.

• This product is for single classroom use only. Please do not share it with others, instead send them to my store or purchase an additional license through TPT.

• All pages of this product are copyrighted. Please do not copy change or distribute part or all of this product in any way.

## Let's connect

Click the icons below for more products, freebies and ideas for your classroom!



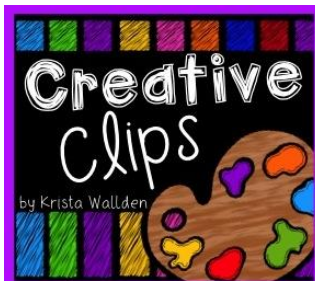


Visit my blog here:  
[mrsplemonskindergarten.blogspot.com/](http://mrsplemonskindergarten.blogspot.com/)



# Fonts & Graphics

Thank you to all of these wonderful artists for creating the fonts and graphics used in this product!



{Click on the buttons to visit their stores}