


tot school
APPLES



APPLES: TABLE OF CONTENTS

What's Included?	<u>3-4</u>
Week at a Glance.....	<u>5</u>
Learning Goals.....	<u>6</u>
Suggested Materials.....	<u>7</u>
Fine Motor Activities.....	<u>8</u>
<i>Ten Apples Felt Board</i>	<u>9</u>
<i>Felt Board Pieces</i>	<u>10-13</u>
<i>Apple Magnetic Number Maze</i>	<u>14</u>
<i>Apple Painting Prints</i>	<u>15</u>
<i>Cut, Tear and Glue Apple</i>	<u>16</u>
<i>Apple Printable Page</i>	<u>17</u>
<i>Letter A and Apple Dot Stamps</i>	<u>18</u>
<i>Letter A/Apple Dot Marker Page</i>	<u>19</u>
Gross Motor Activities.....	<u>20</u>
<i>Apple Sorting Relay (colors)</i>	<u>21</u>
<i>Apple Sorting Relay (sizes)</i>	<u>22</u>
<i>Basket Labels</i>	<u>23</u>
<i>Apple Twister</i>	<u>24</u>
<i>Colored Apple Cards</i>	<u>25-32</u>
<i>Apple Toss</i>	<u>33</u>
<i>We're Going on an Apple Hunt</i>	<u>34</u>
<i>Apple Hunt Printable Page</i>	<u>35</u>
<i>Number Apples</i>	<u>36-37</u>
Snack Ideas.....	<u>38-39</u>
<i>Apple Pie Chex Mix</i>	<u>40</u>
<i>Cinnamon Apple Chips</i>	<u>41</u>
<i>Apple Pie Bites</i>	<u>42</u>
<i>Apple Dippers</i>	<u>43</u>

Sensory Bins.....	<u>44</u>
<i>Bobbing for Apples</i>	<u>45</u>
<i>Apple Word Building</i>	<u>46</u>
<i>Apple Vocab. Cards</i>	<u>47-48</u>
<i>Apple Letters</i>	<u>49-50</u>
<i>Apple Picking Bin</i>	<u>51</u>
<i>Cardstock Treetops</i>	<u>52-53</u>
<i>Apple Cloud Dough</i>	<u>54</u>
<i>Apple Tree Counting Mats</i>	<u>55</u>
<i>Counting Trees</i>	<u>56-60</u>
Activities in Action.....	<u>61</u>



TOT SCHOOL: WHAT'S INCLUDED?

WEEK AT A GLANCE:

See all 25 books/activities for the week on one convenient page. Every week includes 5 books, 5 fine motor activities, 5 gross motor activities, 5 snacks, and 5 sensory bins along with a few other activities you may want to try!

LEARNING GOALS:

Each week includes a letter/sound focus, literacy, math, science/social studies, fine motor, and gross motor skills. The skills practiced each week are located on one convenient page for your reference as well as listed on the week at a glance, activity summary, and activity overview pages.

SUGGESTED MATERIALS:

Prepping for the week is super easy with this checklist. Round up everything you need for the week without having to search through each page of activities!

Theme: APPLES

	BOOKS	FINE MOTOR	GROSS MOTOR	FOOD/ SNACKS	SENSORY BINS	OTHER
MON	Let's Apples Up on Up by Dr. Seuss	Ten Apples Fall Down	Apple Sorting Relay (Colors)	Apple Pie Cheek Mix	Balancing Four Apples	Family Game Night! My First Orchard Game
TUE	Applesauce Apples by Zeph Gruber	Apple Magnetic Number Mazes	Apple Sorting Relay (Colors)	Cinnamon Apple Chips	Apple Word Building	Family Relay Trip (Go Apple Picking)
WED	Apple Counting by Joan Holub	Apple Pinching Prints	Apple Twister	Apple Pie Bites	Apple Picking Bin	
THU	Applesauce Apples by Samantha Brown	Cut, Tear, and Glue Apples	Apple Toss	Apple Dippers	Apple Glue Dough	
		Letter A and Apple Dot Markers	We're Going on an Apple Hunt	Apple Pie Cheek Mix	Apple Tree Counting Mats	

APPLES: LEARNING GOALS

LETTER/SOUND: A is for Apples	FINE MOTOR SKILLS: <ul style="list-style-type: none"> Make Stamps Cut with Scissors Tear Paper Glue with Glue Stick Squeeze Eye Droppers Scoop with Spoon Pour into Containers Pinch with Tweezers Pinch Small Objects Scoop and Fill Roll Play Dough Balls
LITERACY SKILLS: <ul style="list-style-type: none"> Retell a Story Letter Identification 	GROSS MOTOR SKILLS: <ul style="list-style-type: none"> Run Balance Throw Objects
MATH SKILLS: <ul style="list-style-type: none"> Count 1-10 Number Identification One-to-One Correspondence Sort by Color/Size Identify Left & Right 	
SCIENCE/SOCIAL STUDIES SKILLS: <ul style="list-style-type: none"> Mix Colors Color Identification 	

APPLES: SUGGESTED MATERIALS

BOOKS: <ul style="list-style-type: none"> Let's Apples Up on Up by Dr. Seuss Applesauce Apples by Zeph Gruber Apple Counting by Joan Holub Applesauce Apples by Samantha Brown Letter A and Apple Dot Markers 	PRINTABLES: <ul style="list-style-type: none"> Felt board pieces Apple printable page A is for Apple dot marker page Sorting basket labels Colored apple cutouts Apple tree cutout Apple voice Counting trees
FOOD ITEMS: <ul style="list-style-type: none"> Apples Apple & Corn Chex Walnut & pecan pieces Sugar Brown sugar Cinnamon Orange Apple pie spice Vanilla wafers Butter Cheddar cheese Margarine Onion Minced jalapeños Shredded cheddar Shredded Monterey Jack Shredded cheddar Shredded Monterey Jack Shredded cheddar Shredded Monterey Jack 	OTHER MATERIALS: <ul style="list-style-type: none"> Messy & Dough Magnetic Word Number Mats Letter A and Apple Dot Markers Letter A and Apple Dot Markers Letter A and Apple Dot Markers Letter A and Apple Dot Markers Letter A and Apple Dot Markers Letter A and Apple Dot Markers Letter A and Apple Dot Markers Letter A and Apple Dot Markers Letter A and Apple Dot Markers

TOT SCHOOL: WHAT'S INCLUDED?

ACTIVITY	DESCRIPTION	MATERIALS	GOALS/SKILLS
Ten Apples Fall	After reading 'Ten Apples Up on Top' by Dr. Seuss, use felt apples to retell the story. Practice counting out the apples with felt board pieces.	Book: 'Ten Apples Up on Top' by Dr. Seuss Felt Board Pieces (pg 10)	Retell a story Counting
Apple Magnetic Number Maze	Use the magnet wire to drag the apples into the holes. Practice reading the numbers and counting the corresponding amount.	Magnet & Dug Magnetic Board Number Maze	Count 1-10 Number Identification
Apple Plating	Cut an apple in half, then cut wedges in the top to make a handle for easier sharpening. Use red and green tempera paint onto 2 separate paper plates. Dip each apple into the paint, then stamp it on cardstock or construction paper.	Cut Apple Stems Cardstock or construction paper Red/Green Tempera Paint	Make Stamps Mix Colors
Apple Stems	Cut on four sides of red paper into small circles. Glue the pieces onto the apple, leaving a hole for the stem.	Apple Printable Page (pg 10) Stems of red paper Glue Scissors	Cut with Scissors Stem Project Glue with Glue Stick
		Letter A/Apple Dot Marker Page (pg 10) Dot Markers	One to One Correspondence Letter Identification

ACTIVITY SUMMARY PAGES:

Learning activity pages include everything you need to know to complete the activities for the week. Each learning category has a page with pictures, directions, materials, and goals so you know exactly what to do for each activity.

LETTER A AND APPLE DOT STAMPS

Skills:

- One to One Correspondence
- Letter Identification

Materials:

- Letter A/Apple Dot Marker Page (pg 10)
- Read/Write Dot Markers

Items to Prep:

- Print the dot marker page

Directions:

- Use dot markers to fill in each circle on the apple outline. Use crayons or dot markers to color the rest of the page.

Optional activities:

- Practice writing and identifying the letter A on the back of the paper.
- Look for the letter A in books, signs, or around the house.

DETAILED ACTIVITY OVERVIEWS:

Each activity also has an activity overview page. This page includes the skills, materials, items to prep, directions for the activity, and a large photo of the activity in action. This page is perfect to keep with each set of materials for easy reference while learning.




PRINTABLES:

Printable activities and materials to make weekly prep a breeze! Lots of printable options to save you from purchasing additional hands on materials that you may not have available.

Tot School: **APPLES**

	BOOKS	FINE MOTOR	GROSS MOTOR	FOOD/ SNACKS	SENSORY BINS	OTHER
MON	Ten Apples Up on Top by Dr. Seuss	Ten Apples Felt Board	Apple Sorting Relay (colors)	Apple Pie Chex Mix	Bobbing for Apples	<i>Song:</i> Way Up High in the Apple Tree <i>Family Game Night:</i> My First Orchard Game <i>Family Field Trip:</i> Go Apple Picking!
TUE	Amazing Apples by Jeff Bauer	Apple Magnetic Number Maze	Apple Sorting Relay (sizes)	Cinnamon Apple Chips	Apple Word Building	
WED	Apple Countdown by Joan Holub	Apple Painting Prints	Apple Twister	Apple Pie Bites	Apple Picking Bin	
THU	Clifford Apple Picking Day by Samantha Brooke	Cut, Tear, and Glue Apple	Apple Toss	Apple Dippers	Apple Cloud Dough	
FRI	Under the Apple Tree by Steve Metzger	Letter A and Apple Dot Stamps	We're Going on an Apple Hunt	Apple Pie Chex Mix	Apple Tree Counting Mats	



APPLES: LEARNING GOALS

LETTER/SOUND:

- ☐ A is for Apples

LITERACY SKILLS:

- ☐ Retell a Story
- ☐ Letter Identification

MATH SKILLS:

- ☐ Count 1-10
- ☐ Number Identification
- ☐ One to One Correspondence
- ☐ Sort by Color/Size
- ☐ Identify Left & Right

SCIENCE/SOCIAL STUDIES SKILLS:

- ☐ Mix Colors
- ☐ Color Identification

FINE MOTOR SKILLS:

- ☐ Make Stamps
- ☐ Cut with Scissors
- ☐ Tear Paper
- ☐ Glue with Glue Stick
- ☐ Squeeze Eye Droppers
- ☐ Scoop with Tools
- ☐ Pour into Containers
- ☐ Pinch with Tweezers
- ☐ Pinch Small Objects
- ☐ Scoop and Fill
- ☐ Roll Play Dough Balls

GROSS MOTOR SKILLS:


- ☐ Run
- ☐ Balance
- ☐ Throw Objects



APPLES: ACTIVITIES IN ACTION

PHOTOS OF ACTIVITIES IN ACTION:

Want to see more photos of each of this week's activities in action? Click here for large detailed photos of our tot school adventures! [Tot School: Apples](#)



Tot School
**APPLE PIE
PLAY DOUGH**



Tot School
**APPLE COLOR
SORT RACE**



Tot School
**APPLE CUT,
TEAR, & GLUE**



THANK YOU!

Thanks so much for downloading this resource! I truly appreciate it and hope it is exactly what you were looking for! Remember to leave feedback to earn credits towards future products. Please contact me with questions/concerns. jessica@mrsplemonskindergarten.com



TERMS OF USE

This resource is for single classroom use only. Sharing or reselling is not permitted without prior permission from the author. Copying any or all of this resource and uploading it to the internet or file sharing servers of any kind (including but not limited to classroom websites), is a violation of the Digital Millennium Copyright Act (DMCA).

© Mrs. Plemons' Kindergarten by Jessica Plemons

LET'S CONNECT

Click the icons below for more products, freebies and ideas for your classroom!



NEWSLETTER

Click the link below to sign up for the latest news from Mrs. Plemons' Kindergarten including EXCLUSIVE freebies, ideas, activities, and more!

SIGN UP
HERE



FONTS & GRAPHICS

Thank you to these artists for creating the beautiful fonts & graphics used in this product!

