


tot school
**NOCTURNAL
ANiMALS**



NOCTURNAL ANIMALS: TABLE OF CONTENTS

What's Included?	3-4
Week at a Glance.....	5
Learning Goals.....	6
Suggested Materials.....	7
Fine Motor Activities.....	8
<i>Letter N Night Dot Stamps</i>	9
<i>Night Dot Marker Page</i>	10
<i>Tear and Fill Owl</i>	11
<i>Owl Printable Templates</i>	12-13
<i>Colored Bat Sort</i>	14
<i>Colored Bat Labels</i>	15
<i>Raccoon Stripe Painting</i>	16
<i>Raccoon Outlines</i>	17-18
<i>Owl Nest Building</i>	19
Gross Motor Activities.....	20
<i>Roll and Move</i>	21
<i>Nocturnal Animal Action Cards</i>	22-23
<i>Moon Hopscotch</i>	24
<i>Moon Cut Outs</i>	25-27
<i>Pin the Tail on the Raccoon</i>	28
<i>Printable Raccoon and Tails</i>	29-30
<i>Raccoon Rumpus Run</i>	31
<i>Owl Feather Sort Relay</i>	32
<i>Printable Labels & Feathers</i>	33-35
Snack Ideas.....	36
<i>Apple Owls</i>	37
<i>Moon and Star Crispy Treats</i>	38
<i>Raccoon Pancake</i>	39
<i>Mini Pizza</i>	40
<i>Owl Waffle</i>	41

Sensory Bins.....	42
<i>Bat Sensory Bin</i>	43
<i>Feed the Raccoon</i>	44
<i>Raccoon Printable</i>	45
<i>Number Cards</i>	46-47
<i>Printable Food</i>	48-49
<i>Noc. Animal Word Building</i>	50
<i>Nocturnal Animal Vocab. Cards</i>	51-52
<i>Bat Play Dough</i>	53
<i>Owl Counting Trees</i>	54
<i>Counting Tree Cards</i>	55-59
Activities in Action.....	60



TOT SCHOOL: WHAT'S INCLUDED?

WEEK AT A GLANCE:

See all 25 books/activities for the week on one convenient page. Every week includes 5 books, 5 fine motor activities, 5 gross motor activities, 5 snacks, and 5 sensory bins along with a few other activities you may want to try!

LEARNING GOALS:


Each week includes a letter/sound focus, literacy, math, science/social studies, fine motor, and gross motor skills. The skills practiced each week are located on one convenient page for your reference as well as listed on the week at a glance, activity summary, and activity overview pages.

SUGGESTED MATERIALS:

Prepping for the week is super easy with this checklist. Round up everything you need for the week without having to search through each page of activities!

Theme: NOCTURNAL ANIMALS

	BOOKS	FINE MOTOR	GROSS MOTOR	FOOD/ SNACKS	SENSORY BINS	OTHER
MON	Where Are the Night Animals? By Mary Ann Fraser	Letter N Night Dot Stamping	Nocturnal Animal Simon Says	Apple Ovals	Bat Sensory Bin	Play Dough Night Owl Hoot & Hiss Hiss & Hiss
TUE	Out Loud By Jane Yolen	Tear and Fill Out	Worm Hopscotch	Worm and Star Chewy Treats	Feed the Raccoon	Family Field Trip Go on a night walk to look for night animals
WED	Night Animals By Genna Marini	Colored Bat Sort	Pin the Tail on the Raccoon	Raccoon Pancake	Noc. Animal Word Building	
THU	Secret Place By Adam Rubin	Raccoon Stamp Painting	Raccoon Rumpus Run	Wink Pops	Bat Play Dough	
		Out Nest Building	Out Feather Sort Race	Out Leaf Pie	Out Counting Train	



NOCTURNAL ANIMALS: LEARNING GOALS

LETTER/SOUND: N is for Night	FINE MOTOR SKILLS: <input type="checkbox"/> Cut with Scissors <input type="checkbox"/> Tear Paper <input type="checkbox"/> Glue with a Glue Stick <input type="checkbox"/> Peel Stickers <input type="checkbox"/> Squeeze Tweezers <input type="checkbox"/> Pin Small Objects into Holes <input type="checkbox"/> Paint with a Brush <input type="checkbox"/> Squeeze a Glue Bottle <input type="checkbox"/> Draw with a Marker <input type="checkbox"/> Thread in Holes <input type="checkbox"/> Scoop with Tools <input type="checkbox"/> Pour into Containers <input type="checkbox"/> Roll Play Dough <input type="checkbox"/> Cut with Cookie Cutters
LITERACY SKILLS: Identify Letters	GROSS MOTOR SKILLS: <input type="checkbox"/> Galloping <input type="checkbox"/> Hopping <input type="checkbox"/> Crawling <input type="checkbox"/> Waddling <input type="checkbox"/> Tumbling <input type="checkbox"/> Balancing
MATH SKILLS: <input type="checkbox"/> Count Sets to 10 <input type="checkbox"/> Identify Numbers <input type="checkbox"/> One to One Correspondence <input type="checkbox"/> Sort by Colors	
BASIC CONCEPTS: Identify Colors	

NOCTURNAL ANIMALS: SUGGESTED MATERIALS

BOOKS: Where Are the Night Animals? by Mary Ann Fraser Out Loud by Jane Yolen Night Animals by Genna Marini Secret Place by Adam Rubin Out Loud by Mary Ann Fraser	PRINTABLES: Letter Night Dot Marker Page Out Printable Templates Colored Bat Labels Nocturnal Animal Action Cards Worm Cut Outs Printable Labels & Feathers Raccoon Printable Number Cards Nocturnal Animal Action Cards Counting Tree Cards	OTHER MATERIALS: Empty Water Bottles Bat Trainers Toilet Paper Tubes Mini Owl Trainers Binkies Raccoon Rumpus Run Socks Slips First Motor Tools Worm Soup Game Plastic Straws Plastic Twizzlers Bat & Moon Cookie Cutters
FOOD ITEMS: Apples Peanut Butter Cheesecake Bananas Strawberry Mini Marshmallows Butter Hot Corned Chocolate Candy Melt Candy Melts English Muffins Cheese Mini Marshmallows Mini Marshmallows Peanut Butter Black Beans Black Bean Pesto	CRIT MATERIALS: Cardstock or Construction Paper Dot Markers Crayons Markers Paper Scissors Glue Sticks Other Stickers Roll Gummy Eyes Pipe Cleaners String Tape Colored Feathers Play Dough Buttons	

Visit The Tot School Nocturnal Animals blog post for all the pictures and clickable links to materials!



	Print and cut out the tail and glue it back onto the owl's body.	Glue the eyes and beak onto the owl's face.
	Print and cut out the wings and glue them onto the owl's body.	Glue the ears onto the owl's head.

TEAR AND FILL OWL

Skills:

- Cut with Scissors
- Tear Paper
- Glue with a Glue Stick
- Owl Stickers

Materials:

- Owl Printable Templates (pg 12-13)
- Paper
- Scissors
- Glue Sticks
- Star Stickers

Steps to Prep:

- Print the owl template page on cardstock and cut out.
- Cut strips of brown paper.
- Print and cut out the owl eyes, legs, and beak.

Directions:

- Cut or tear strips of brown paper into small pieces.
- Glue the pieces onto the owl outline to fill the shape.
- Print and cut out the owl eyes, legs, and beak.
- Glue the owl eyes, legs, and beak to the owl.

(optional activities)


- Glue completed owl to black paper and add stickers, stars and moon shapes.



© Mrs. Plemons' Kindergarten 2020

Theme: NOCTURNAL ANIMALS

	BOOKS	FINE MOTOR	GROSS MOTOR	FOOD/ SNACKS	SENSORY BINS	OTHER
MON	Where Are the Night Animals? By Mary Ann Fraser	Letter N Night Dot Stamps	Nocturnal Animal Simon Says	Apple Owls	Bat Sensory Bin	<i>Family Game Night:</i> Play Hoot Owl Hoot & Raccoon Rumpus <i>Family Field Trip</i> Go on a night walk to look for night animals
TUE	Owl Moon By Jane Yolen	Tear and Fill Owl	Moon Hopscotch	Moon and Star Crispy Treats	Feed the Raccoon	
WED	Night Animals By Gianna Marino	Colored Bat Sort	Pin the Tail on the Raccoon	Raccoon Pancake	Noc. Animal Word Building	
THU	Secret Pizza Party By Adam Rubin	Raccoon Stripe Painting	Raccoon Rumpus Run	Mini Pizza	Bat Play Dough	
FRI	Owl Babies By Martin Waddell	Owl Nest Building	Owl Feather Sort Relay	Owl Waffle	Owl Counting Trees	



NOCTURNAL ANIMALS: ACTIVITIES IN ACTION

PHOTOS OF ACTIVITIES IN ACTION:

Want to see more photos of each of this week's activities in action? Click here for large detailed photos of our tot school adventures! [Tot School: Nocturnal Animals](#)



Tot School
**COLORLED BAT
SORT**



Tot School
**CUT, TEAR, &
GLUE OWL**



Tot School
**BAT SENSORY
BIN**



THANK YOU!

Thanks so much for downloading this resource! I truly appreciate it and hope it is exactly what you were looking for! Remember to leave feedback to earn credits towards future products. Please contact me with questions/concerns. jessica@mrsplemonskindergarten.com



TERMS OF USE

This resource is for single classroom use only. Sharing or reselling is not permitted without prior permission from the author. Copying any or all of this resource and uploading it to the internet or file sharing servers of any kind (including but not limited to classroom websites), is a violation of the Digital Millennium Copyright Act (DMCA).

© Mrs. Plemons' Kindergarten by Jessica Plemons

LET'S CONNECT

Click the icons below for more products, freebies and ideas for your classroom!



NEWSLETTER

Click the link below to sign up for the latest news from Mrs. Plemons' Kindergarten including EXCLUSIVE freebies, ideas, activities, and more!

SIGN UP
HERE



FONTS & GRAPHICS

Thank you to these artists for creating the beautiful fonts & graphics used in this product!

