


tot school **BATS & SPIDERS**



BATS & SPIDERS: TABLE OF CONTENTS

What's Included?	<u>3-4</u>
Week at a Glance.....	<u>5</u>
Learning Goals.....	<u>6</u>
Suggested Materials.....	<u>7</u>
Fine Motor Activities.....	<u>8</u>
<i>Spider Ring Stacking</i>	<u>9</u>
<i>Sticky Window Spider Web</i>	<u>10</u>
<i>Spider Web Rubbing</i>	<u>11</u>
<i>Bat Spray Paint</i>	<u>12</u>
<i>Bat Bracelets</i>	<u>13</u>
<i>Pattern Strips</i>	<u>14-16</u>
Gross Motor Activities.....	<u>17</u>
<i>Spider Web Balance</i>	<u>18</u>
<i>Spider Web Toss</i>	<u>19</u>
<i>Pin the Spider on the Web</i>	<u>20</u>
<i>Printable Web</i>	<u>21</u>
<i>Printable Spiders</i>	<u>22</u>
<i>Streamer Spider Web Obstacle Course</i>	<u>23</u>
<i>Bat Hopscotch</i>	<u>24</u>
<i>Bat Cut Outs</i>	<u>25-29</u>
Snack Ideas.....	<u>30</u>
<i>Fruit Spiders</i>	<u>31</u>
<i>Pretzel Webs w/Spider Sprinkles</i>	<u>32</u>
<i>Apple & PB Sandwich Spiders</i>	<u>33</u>
<i>Fruit Bats</i>	<u>34</u>
<i>Chocolate Bats</i>	<u>35</u>

Sensory Bins.....	<u>36</u>
<i>Spider Web Sensory Bin</i>	<u>37</u>
<i>Spider Ice Sensory Play</i>	<u>38</u>
<i>Save the Spiders</i>	<u>39</u>
<i>Bat Pasta Sensory Bin</i>	<u>40</u>
<i>Counting Mats</i>	<u>41-45</u>
<i>Bat Light Box Play</i>	<u>46</u>
Activities in Action.....	<u>47</u>



TOT SCHOOL: WHAT'S INCLUDED?

Tot School: BATS & SPIDERS

	BOOKS	FINE MOTOR	GROSS MOTOR	FOOD/ SNACKS	SENSORY BINS	OTHER
MON	The Silly Book By Eric Carle	Spider Ring Shooting	Spider Web Balance	Fruit Spiders	Spider Web Sensory Bin	More Activities
TUE	Miss Spider's Tea Party By David Kirk	Sticky Window Spider Web	Spider Web Toss	Pretzel Webs w/ Spider Sprinkles	Spider Tea Sensory Play	
WED	Amazing Spider Man By Lydia Monks	Spider Web Cutting	Pin the Spider on the Web	Apple & PB Sandwich Spiders	Save the Spiders	
THU	There Was an Old Lady Who Swallowed a Bat By Lucille Colandro	Bat Spray Plant	Streamers Spider Web Obstacle Course	Fruit Bats	Bat Night Sensory Bin	
		Bat Broccoli	Bat Hopscotch	Chocolate Bats	Bat Light Box Play	

WEEK AT A GLANCE:

See all 25 books/activities for the week on one convenient page. Every week includes 5 books, 5 fine motor activities, 5 gross motor activities, 5 snacks, and 5 sensory bins along with a few other activities you may want to try!

BATS & SPIDERS: LEARNING GOALS

LETTER/SOUND:	LITERACY SKILLS:	MATH SKILLS:	BASIC CONCEPTS:	FINE MOTOR SKILLS:	GROSS MOTOR SKILLS:
<ul style="list-style-type: none"> S is for Spiders 	<ul style="list-style-type: none"> Letter Identification 	<ul style="list-style-type: none"> Sort by Color Make Patterns Count Objects 	<ul style="list-style-type: none"> Color Identification 	<ul style="list-style-type: none"> Thread Beads Peel and Stick Make Chrysalis Rubbings Squeeze a Spray Bottle Put Apart Web Squeeze Eye Droppers Squeeze Tweezers Scissors Dump Pincher Grasp 	<ul style="list-style-type: none"> Balance Crawl Hop Jump Slide Roll Throw

LEARNING GOALS:

Each week includes a letter/sound focus, literacy, math, science/social studies, fine motor, and gross motor skills. The skills practiced each week are located on one convenient page for your reference as well as listed on the week at a glance, activity summary, and activity overview pages.

BATS & SPIDERS: SUGGESTED MATERIALS

BOOKS:	FOOD ITEMS:	CRAFT MATERIALS:	PRINTABLES:	OTHER MATERIALS:
<ul style="list-style-type: none"> The Silly Book by Eric Carle Miss Spider's Tea Party by David Kirk Amazing Spider Man by Lydia Monks There Was an Old Lady Who Swallowed a Bat by Lucille Colandro Stretched by Janelle Cannon 	<ul style="list-style-type: none"> Grapes Strawberries White Chocolate Spider Sprinkles Apples Peanut Butter Carrot Sticks Hot Sauce Chocolate Bars Chocolate Chips Hot Chocolate Hot Chocolate Hot Chocolate Hot Chocolate 	<ul style="list-style-type: none"> Cardstock or Construction Paper Play Dough Construction Paper Black String Hot Glue Black Crayon Tempera Paint Tray Beads & Bat Beads Blacks White Tape White Tape 	<ul style="list-style-type: none"> Pattern Strips Printable Web Printable Spiders Bat Cut Out Bat Counting Mats 	<ul style="list-style-type: none"> Straws Spider Rings Bat Spiders Spray Bottles Fruit Spiders Gifted Spiders Gifted Spiders Gifted Spiders Gifted Spiders Gifted Spiders Gifted Spiders Gifted Spiders Gifted Spiders Gifted Spiders

SUGGESTED MATERIALS:

Prepping for the week is super easy with this checklist. Round up everything you need for the week without having to search through each page of activities!

TOT SCHOOL: WHAT'S INCLUDED?

ACTIVITY SUMMARY PAGES:

Learning activity pages include everything you need to know to complete the activities for the week. Each learning category has a page with pictures, directions, materials, and goals so you know exactly what to do for each activity.

DETAILED ACTIVITY OVERVIEWS:

Each activity also has an activity overview page. This page includes the skills, materials, items to prep, directions for the activity, and a large photo of the activity in action. This page is perfect to keep with each set of materials for easy reference while learning.

PRINTABLES:

Printable activities and materials to make weekly prep a breeze! Lots of printable options to save you from purchasing additional hands on materials that you may not have available.

BATS & SPIDERS: FINE MOTOR ACTIVITIES			
ACTIVITY	DESCRIPTION	MATERIALS	GOALS/SKILLS
Spider Ring Stacking	Start with a few blobs of play dough. Shape a straw in each blob. Pour out a bag of spider rings to sort and stack on each straw.	• Play Dough • Straws • Spider Rings	• Thread • Sort by Color
Spooky Window Spider Web	Take a sheet of contact paper sticky side out to a window or wall. Use pieces of black string to build a web. Then add felt spiders climbing on the web.	• Contact Paper • Black String • Felt Spiders	• Peel and Stick
Spider Web Rubbing	Start by creating a web with hot glue on a sheet of card stock. Place it over a cardboard shoe a white sheet of card stock on top. Use an unopened black crayon to rub over top.	• Hot Glue • Cardstock • Black Crayon	• Make Crayon Rubbing
Spider Web Bottle	Take two pint out onto black construction paper. Fill a spray bottle with water mixed with a little bit of water. Spray onto the outline of spider web. After the paint dries.	• Cardstock • Spray Bottle • Paint Out Dots • Spray Bottle	• Squeeze a Spray Bottle
Spider Web Pattern	Take two pint out onto black construction paper. Fill a spray bottle with water mixed with a little bit of water. Spray onto the outline of spider web. After the paint dries.	• Pattern Strips (see list) • Green, Orange, and Red Beads	• Thread Beads • Make Patterns

SPIDER RING STACKING

Skills:

- Thread
- Sort by Color

Materials:

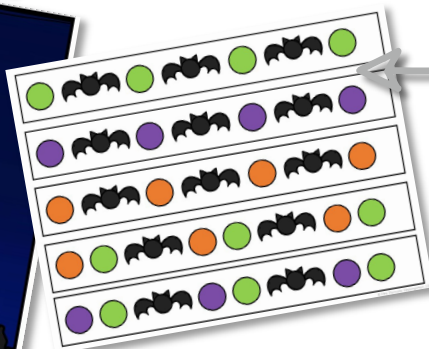
- Play Dough
- Straws
- Spider Rings

Items to Prep:


- Start with a few blobs of play dough.
- Shape a straw in each blob.

Directions:

- Pour out a bag of spider rings.
- Sort and stack each ring on a matching colored straw.
- Optional activities:
 - Practice naming the colors.
 - Make color patterns.
 - Count the number of rings in each color.

Jot School: BATS & SPIDERS

	BOOKS	FINE MOTOR	GROSS MOTOR	FOOD/ SNACKS	SENSORY BINS	OTHER
MON	The Very Busy Spider By Eric Carle	Spider Ring Stacking	Spider Web Balance	Fruit Spiders	Spider Web Sensory Bin	Family Movie Night: Stellaluna
TUE	Miss Spiders Tea Party By David Kirk	Sticky Window Spider Web	Spider Web Toss	Pretzel Webs w/ Spider Sprinkles	Spider Ice Sensory Play	
WED	Aaaarrgghh! Spider! By Lydia Monks	Spider Web Rubbing	Pin the Spider on the Web	Apple & PB Sandwich Spiders	Save the Spiders	
THU	There Was an Old Lady Who Swallowed a Bat By Lucille Colandro	Bat Spray Paint	Streamer Spider Web Obstacle Course	Fruit Bats	Bat Pasta Sensory Bin	
FRI	Stellaluna By Janell Cannon	Bat Bracelets	Bat Hopscotch	Chocolate Bats	Bat Light Box Play	

BATS & SPIDERS: LEARNING GOALS

LETTER/SOUND:

- ☐ S is for Spiders

LITERACY SKILLS:

- ☐ Letter Identification

MATH SKILLS:

- ☐ Sort by Color
- ☐ Make Patterns
- ☐ Count Objects

BASIC CONCEPTS:

- ☐ Color Identification

FINE MOTOR SKILLS:

- ☐ Thread Beads
- ☐ Peel and Stick
- ☐ Make Crayon Rubbings
- ☐ Squeeze a Spray Bottle
- ☐ Pull Apart Webs
- ☐ Squeeze Eye Droppers
- ☐ Squeeze Tweezers
- ☐ Scoop
- ☐ Dump
- ☐ Pincer Grasp

GROSS MOTOR SKILLS:

- ☐ Balance
- ☐ Crawl
- ☐ Hop
- ☐ Jump
- ☐ Slide
- ☐ Roll
- ☐ Throw



BATS & SPIDERS: ACTIVITIES IN ACTION

PHOTOS OF ACTIVITIES IN ACTION:

Want to see more photos of each of this week's activities in action? Click here for large detailed photos of our tot school adventures! [Tot School: Bats & Spiders](#)



Tot School
**STICKY WINDOW
SPIDER WEB**



Tot School
**BAT
HOPSCOTCH**



Tot School
**BAT
SENSORY BIN**

THANK YOU!

Thanks so much for downloading this resource! I truly appreciate it and hope it is exactly what you were looking for! Remember to leave feedback to earn credits towards future products. Please contact me with questions/concerns. jessica@mrsplemonskindergarten.com



TERMS OF USE

This resource is for single classroom use only. Sharing or reselling is not permitted without prior permission from the author. Copying any or all of this resource and uploading it to the internet or file sharing servers of any kind (including but not limited to classroom websites), is a violation of the Digital Millennium Copyright Act (DMCA).

© Mrs. Plemons' Kindergarten by Jessica Plemons

LET'S CONNECT

Click the icons below for more products, freebies and ideas for your classroom!



NEWSLETTER

Click the link below to sign up for the latest news from Mrs. Plemons' Kindergarten including EXCLUSIVE freebies, ideas, activities, and more!

SIGN UP
HERE



FONTS & GRAPHICS

Thank you to these artists for creating the beautiful fonts & graphics used in this product!

