

PLANS AND PRINTABLES


tot school **INSECTS**



INSECTS: TABLE OF CONTENTS

What's Included?	<u>3-4</u>
Week at a Glance.....	<u>5</u>
Learning Goals.....	<u>6</u>
Suggested Materials.....	<u>7</u>
Fine Motor Activities.....	<u>8</u>
<i>Paper Plate Ladybug</i>	<u>9</u>
<i>Ladybug Pieces</i>	<u>10</u>
<i>Dot Marker Ants</i>	<u>11</u>
<i>Dot Marker Ants</i>	<u>12-17</u>
<i>Bug Catcher Game</i>	<u>18</u>
<i>Fingerprint Bugs</i>	<u>19</u>
<i>Printable Jar Template</i>	<u>20</u>
<i>Build a Bug</i>	<u>21</u>
<i>Bug Piece Templates</i>	<u>22</u>
Gross Motor Activities.....	<u>23</u>
<i>Stomp the Bug</i>	<u>24</u>
<i>Bop the Bug</i>	<u>25</u>
<i>Swat the Number</i>	<u>26</u>
<i>Bee Pollination</i>	<u>27</u>
<i>Swat the Letter</i>	<u>28</u>
Snack Ideas.....	<u>29</u>
<i>Strawberry Ladybugs</i>	<u>30</u>
<i>Celery & PB Dragonflies</i>	<u>31</u>
<i>Ants on a Log</i>	<u>32</u>
<i>Ladybug Fruit Cups</i>	<u>33</u>
<i>Bumblebee Snack</i>	<u>34</u>

Sensory Bins.....	<u>35</u>
<i>Sort the Color Bugs</i>	<u>36</u>
<i>Rainbow Dot Page</i>	<u>37</u>
<i>Bug Hunt and Match</i>	<u>38</u>
<i>Bug Photos</i>	<u>39</u>
<i>Play Dough Bugs</i>	<u>40</u>
<i>Catch the Bugs</i>	<u>41</u>
<i>Bug or Not Sorting Bin</i>	<u>42</u>
<i>Sorting Labels</i>	<u>43</u>
Activities in Action.....	<u>44</u>



TOT SCHOOL: WHAT'S INCLUDED?

WEEK AT A GLANCE:

See all 25 books/activities for the week on one convenient page. Every week includes 5 books, 5 fine motor activities, 5 gross motor activities, 5 snacks, and 5 sensory bins along with a few other activities you may want to try!

LEARNING GOALS:

Each week includes a letter/sound focus, literacy, math, science/social studies, fine motor, and gross motor skills. The skills practiced each week are located on one convenient page for your reference as well as listed on the week at a glance, activity summary, and activity overview pages.

SUGGESTED MATERIALS:

Prepping for the week is super easy with this checklist. Round up everything you need for the week without having to search through each page of activities!

Tot School: INSECTS

	BOOKS	FINE MOTOR	GROSS MOTOR	FOOD/ SNACKS	SENSORY BINS	OTHER
MON	The Grumpy Ladybug by Eric Carle	Paper Plate Ladybugs	Stamp the Bug	Strawberry Ladybugs	Sort the Color Bugs	Bug
TUE	Bats by Margaret Hill	Dot Marker Ants	Pop the Bug	Gummy & PB Dragonflies	Bug Hunt and Match	
WED	Grasshoppers by Margaret Hill	Bug Catcher Game	Swat the Number	Arts on a Log	Play Dough Bugs	
THU	Bumble Bees by Fran Howard	Fingerprint Bugs	See Pollution	Lashybug Fruit Cakes	Catch the Bug	
		Build a Bug	Swat the Letter	Bumblebee Snacks	Bug or Not? Sorting Bin	

INSECTS: LEARNING GOALS

LETTER/SOUND:	LITERACY SKILLS:	MATH SKILLS:	BASIC CONCEPTS:	FINE MOTOR SKILLS:	GROSS MOTOR SKILLS:
<ul style="list-style-type: none"> □ T is for Insects 	<ul style="list-style-type: none"> □ Retell a Story □ Letter Identification 	<ul style="list-style-type: none"> □ One to One Correspondence □ Identify Numbers □ Count to 10 □ Identify Shapes 	<ul style="list-style-type: none"> □ Identify Colors □ Explore Pollution □ Match Colors □ Identify Insects □ Sort Insects 	<ul style="list-style-type: none"> □ Print with a Brush □ Stamp □ Cut with Scissors □ Glue with Glue Stick □ Pinch □ Draw □ Push Tweezers □ Scoop/Pill □ Dig □ Roll Play Dough □ Push Objects into Play Dough 	<ul style="list-style-type: none"> □ Jump □ Swing Fly Swatter □ Run

INSECTS: SUGGESTED MATERIALS


BOOKS:	FOOD ITEMS:	CRAFT MATERIALS:	PRINTABLES:	OTHER MATERIALS:
<ul style="list-style-type: none"> □ The Grumpy Ladybug by Eric Carle □ Bats by Margaret Hill □ Grasshoppers by Margaret Hill □ Bumble Bees by Fran Howard □ Ladybugs by Margaret Hill 	<ul style="list-style-type: none"> □ Strawberries □ M&M's Chocolate Chips □ Gummy □ Peanut Butter □ Pretzels □ M&M's □ Raisins □ Red, Yellow Fruit Cup □ Ice Cream □ Pumpkin Seeds □ Fruit Cakes □ Candy Eyes □ Long □ Black Beans 	<ul style="list-style-type: none"> □ Cardstock or Construction Paper □ Tempera Paint □ Foam Brushes □ Dot Markers □ Sidewalk Chalk □ Chisel Tool □ Pipe Cleaners □ Broom □ Foam Pieces □ Gummy Eyes □ Play Dough 	<ul style="list-style-type: none"> □ Ladybug Poles □ Dot Marker Ants □ Printable 1cm Templates □ Bug Poles Templates □ Rainbow Dot Paper □ Bug Tracing □ Sorting Bin 	<ul style="list-style-type: none"> □ Paper Plate □ Color Bug Catcher Game □ Balloons □ Fly Swatters □ String Pong Balls □ 2 Buckets □ Green Bug Counters □ Black Beans □ Fine Motor Tools □ Insect Finger Puppets □ Magnifying Glass □ Green Water Beads □ Insect Tools □ Net □ Plastic Appendages □ Sorting Tray

TOT SCHOOL: WHAT'S INCLUDED?

INSECTS: FINE MOTOR ACTIVITIES			
ACTIVITY	DESCRIPTION	MATERIALS	GOALS/SKILLS
Paper Plate Ladybug	Paint an entire paper plate red. Use a dry brush to add black spots. Let the plate dry. Glue paper shapes onto the plate to complete the ladybug.	• Ladybug Pieces (pg 13) • Paper Plate • Tempera Paint • Foam Brushes • Scissors • Glue Stick	• Paint with Brush • Shape • Colors
Dot Marker Ants	Print the dot marker ant pages. Use dot markers to match each color and shape.	• Dot Marker Ants (pg 13) • Dot Markers	• Stamp • One to One Correspondence
Bug Catcher Game	Use the Color Bug Catcher Game from Learning Resources to practice number and color recognition. Roll the number and color dice. Use the grab grabbers to grab the number of bugs. Repeat until all bugs are gone.	• Learning Resources Color Bug Catcher Game	• Pinch • Identify Colors • Identify Numbers • Count to 10
	Use templates to make finger puppets. Glue a white piece of paper or felt to the back of the head to make a neck. Glue the head to the stick to complete each puppet.	• Printable 20" Template (pg 13) • Templates (pg 13) • Colored Paper	• Stamp • Draw
		• Bug Piece Templates (pg 13) • Scissors	• Cut with Scissors • Glue with Glue Stick • Draw


ACTIVITY SUMMARY PAGES:

Learning activity pages include everything you need to know to complete the activities for the week. Each learning category has a page with pictures, directions, materials, and goals so you know exactly what to do for each activity.



DETAILED ACTIVITY OVERVIEWS:

Each activity also has an activity overview page. This page includes the skills, materials, items to prep, directions for the activity, and a large photo of the activity in action. This page is perfect to keep with each set of materials for easy reference while learning.




PRINTABLES:

Printable activities and materials to make weekly prep a breeze! Lots of printable options to save you from purchasing additional hands on materials that you may not have available.

Tot School: INSECTS

	BOOKS	FINE MOTOR	GROSS MOTOR	FOOD/ SNACKS	SENSORY BINS	OTHER
MON	The Grouchy Lady Bug by Eric Carle	Paper Plate Ladybug	Stomp the Bug	Strawberry Ladybugs	Sort the Color Bugs	Movie: Bugs Life
TUE	Ants by Margaret Hall	Dot Marker Ants	Bop the Bug	Celery & PB Dragonflies	Bug Hunt and Match	
WED	Grasshoppers by Margaret Hall	Bug Catcher Game	Swat the Number	Ants on a Log	Play Dough Bugs	
THU	Bumble Bees by Fran Howard	Fingerprint Bugs	Bee Pollination	Ladybug Fruit Cups	Catch the Bugs	
FRI	Ladybugs by Margaret Hall	Build a Bug	Swat the Letter	Bumblebee Snack	Bug or Not Sorting Bin	



INSECTS: LEARNING GOALS

LETTER/SOUND:

- ☐ I is for Insects

LITERACY SKILLS:

- ☐ Retell a Story
- ☐ Letter Identification

MATH SKILLS:

- ☐ One to One Correspondence
- ☐ Identify Numbers
- ☐ Count to 10
- ☐ Identify Shapes

BASIC CONCEPTS:

- ☐ Identify Colors
- ☐ Explore Pollination
- ☐ Match Colors
- ☐ Identify Insects
- ☐ Sort Insects

FINE MOTOR SKILLS:

- ☐ Paint with a Brush
- ☐ Stamp
- ☐ Cut with Scissors
- ☐ Glue with Glue Stick
- ☐ Pinch
- ☐ Draw
- ☐ Pinch Tweezers
- ☐ Scoop/Fill
- ☐ Dig
- ☐ Roll Play Dough
- ☐ Push Objects into Play Dough

GROSS MOTOR SKILLS:

- ☐ Jump
- ☐ Swing Fly Swatter
- ☐ Run



INSECTS: ACTIVITIES IN ACTION

PHOTOS OF ACTIVITIES IN ACTION:

Want to see more photos of each of this week's activities in action? Click here for large detailed photos of our tot school adventures! [Tot School: Insects](#)



Tot School
**DOT MARKER
ANTS**

Tot School **BEE POLLINATION**



Tot School
**INSECT
SORTING BIN**

THANK YOU!

Thanks so much for downloading this resource! I truly appreciate it and hope it is exactly what you were looking for! Remember to leave feedback to earn credits towards future products. Please contact me with questions/concerns. jessica@mrsplemonskindergarten.com



TERMS OF USE

This resource is for single classroom use only. Sharing or reselling is not permitted without prior permission from the author. Copying any or all of this resource and uploading it to the internet or file sharing servers of any kind (including but not limited to classroom websites), is a violation of the Digital Millennium Copyright Act (DMCA).

© Mrs. Plemons' Kindergarten by Jessica Plemons

LET'S CONNECT

Click the icons below for more products, freebies and ideas for your classroom!



NEWSLETTER

Click the link below to sign up for the latest news from Mrs. Plemons' Kindergarten including EXCLUSIVE freebies, ideas, activities, and more!

SIGN UP
HERE



FONTS & GRAPHICS

Thank you to these artists for creating the beautiful fonts & graphics used in this product!

