


PLANS AND PRINTABLES


tot school **VALENTINES**



VALENTiNES: TABLE OF CONTENTS

What's Included?	<u>3-4</u>
Week at a Glance.....	<u>5</u>
Learning Goals.....	<u>6</u>
Suggested Materials.....	<u>7</u>
Fine Motor Activities.....	<u>8</u>
<i>Roll, Count, and Fill the Heart</i>	<u>9</u>
<i>Heart Stamping And Painting</i>	<u>10</u>
<i>Paper Straw Threading</i>	<u>11</u>
<i>Stained Glass Heart</i>	<u>12</u>
<i>Heart Template</i>	<u>13</u>
<i>Tear Paper Heart Tree</i>	<u>14</u>
Gross Motor Activities.....	<u>15</u>
<i>Musical Hearts: Letters</i>	<u>16</u>
<i>Alphabet Hearts</i>	<u>17-23</u>
<i>Letter Heart Scavenger Hunt</i>	<u>24</u>
<i>Musical Hearts: Numbers</i>	<u>25</u>
<i>Number Hearts</i>	<u>26-30</u>
<i>Number Heart Scavenger Hunt</i>	<u>31</u>
<i>Foam Heart Twister</i>	<u>32</u>
<i>Colored Heart Cards</i>	<u>33-34</u>
Snack Ideas.....	<u>35</u>
<i>Strawberry Swirl Crescents</i>	<u>36</u>
<i>Strawberry Banana Skewers</i>	<u>37</u>
<i>Heart Veggie Sandwiches</i>	<u>38</u>
<i>Heart Eyes Crackers</i>	<u>39</u>
<i>Strawberry Yogurt Parfait</i>	<u>40</u>

Sensory Bins.....	<u>41</u>
<i>Valentines Theme Bin</i>	<u>42</u>
<i>Heart Water Beads Counting</i>	<u>43</u>
<i>Play Dough Hearts</i>	<u>44</u>
<i>Mailing Hearts Sensory Bin</i>	<u>45</u>
<i>Valentines Water Play</i>	<u>46</u>
Activities in Action.....	<u>47</u>



TOT SCHOOL: WHAT'S INCLUDED?

Tot School: VALENTINES

	BOOKS	FINE MOTOR	GROSS MOTOR	FOOD/ SNACKS	SENSORY BINS	OTHER
MON	Doris, Was a Old Lady Who Swallowed a Rose by Lucille Colandro	Roll, Count, and Fill the Heart	Musical Hearts Letters	Strawberry Bell Creamsicles	Heart Water Beads Counting	Valentines for Family
TUE	Little, Gold by Rita Scottson	Heart Tube Stamping & Pom Pom Making	Letter Heart Scavenger Hunt	Strawberry Banana Shakes	Heart Water Beads Counting	Play Dough Hearts
WED	Happy Valentines Day, Mouse by Laura Numeroff	Sugar Snow Tracing	Musical Hearts Numbers	Heart Veggie Sandwiches	Making Hearts Sensory Bin	Valentines Water Play
THU	Little, Llama, I Love You by Anna Dewdney	Shared Glass Heart	Number Heart Scavenger Hunt	Heart Eggs Crackers		
			Foam Heart Twister	Strawberry Yogurt Parfait		
			Tear Paper Heart Tube			

WEEK AT A GLANCE:

See all 25 books/activities for the week on one convenient page. Every week includes 5 books, 5 fine motor activities, 5 gross motor activities, 5 snacks, and 5 sensory bins along with a few other activities you may want to try!

VALENTINES: LEARNING GOALS

LETTER/SOUND: V is for Valentines	FINE MOTOR SKILLS: <ul style="list-style-type: none"> Pinch with Tweezers Paint Stamp Thread Beads Cut with Scissors Stick with Construction Paper Glue with Glue Stick Tear Paper Sticker Stickers Scoop with Tools Pour into Containers Scoop and Fill Roll Play Dough Push Items into Slots
LITERACY SKILLS: Identify Letters	GROSS MOTOR SKILLS: <ul style="list-style-type: none"> Thrust Run Balance
MATH SKILLS: <ul style="list-style-type: none"> Count Objects Identify Numbers Make Patterns 	
BASIC CONCEPTS: <ul style="list-style-type: none"> Identify Colors Identify Left & Right 	

LEARNING GOALS:

Each week includes a letter/sound focus, literacy, math, science/social studies, fine motor, and gross motor skills. The skills practiced each week are located on one convenient page for your reference as well as listed on the week at a glance, activity summary, and activity overview pages.

VALENTINES: SUGGESTED MATERIALS

BOOKS: <ul style="list-style-type: none"> Doris, Was a Old Lady Who Swallowed a Rose by Lucille Colandro Little, Gold by Rita Scottson Happy Valentines Day, Mouse by Laura Numeroff Little, Llama, I Love You by Anna Dewdney Little, Llama, I Love You by Deborah Diesen 	CRRAFT MATERIALS: <ul style="list-style-type: none"> Construction or Construction Paper Tempera Paint Construction Paper Construction Paper Squares Roll Paper Pipe Cleaners Play Dough Foam Heart Stickers Long Foam Hearts Heart Buttons Heart Stamps Heart Stems Heart Sponges 	OTHER MATERIALS: <ul style="list-style-type: none"> Number Die Heart Cookie Cutter Toilet Paper Tube Cardstock Valentine's Paper Using String Swiss Hearts Water Beads Mini Heart Boxes Ice Cubes Valentine's Mini Envelopes High Melons Eye Droppers
FOOD ITEMS: <ul style="list-style-type: none"> Conversation Heart Candy Melody Crescent Rolls Cream Cheese Strawberries Bananas Cucumber Cranked Carrots Tomatoes Beta Crackers Peas and Butter Beans Grains Strawberry Yogurt Vanilla Pudding Rice Real Food Coloring 	PRINTABLES: <ul style="list-style-type: none"> Heart Templates Heartbeats Number Hearts Colored Heart Cards 	

Visit the [Tot School: Valentines](#) blog post to find pictures and clickable links to materials!

SUGGESTED MATERIALS:

Prepping for the week is super easy with this checklist. Round up everything you need for the week without having to search through each page of activities!

TOT SCHOOL: WHAT'S INCLUDED?

VALENTINES: FINE MOTOR ACTIVITIES


ACTIVITY	DESCRIPTION	MATERIALS	GOALS/SKILLS
Roll, Count, and Fill the Heart	First, roll the die and identify the number. Then, count out conversation hearts with eye-to-one correspondence to fill the heart. Use a hole punch to punch out the hearts. Use a hole punch to punch out the hearts. Use a hole punch to punch out the hearts.	Number Die Conversation Heart Candy Heart Cookie Cutter Tongs	Pinch with fingers Counting
Heart Stamping and Painting	Start with a toilet paper tube bent and taped into a heart shape to create a stamp. Stamp in many colors to fill page. When done, use as a brush for coloring or use as a brush for coloring and coloring the hearts.	Construction Paper Tempera Paint Toilet Paper Tube Scissors Glue Markers	Print Stamp
Paper Straw Threading	Cut vegetables paper straw into 1-2 inch pieces. Thread them onto long string and beads. Thread them onto long string and beads. Thread them onto long string and beads.	Vegetables Paper Straw String Beads	Thread Beads Motor Skills Literacy Colors
Stained Glass Heart	Use contact paper on the table sticky side up. Lay one heart out and place contact paper on the back. Lay one heart out and place contact paper on the back. Lay one heart out and place contact paper on the back.	Heart Template Contact Paper Scissors Glue Markers	Cut with Scissors Stitch on Contact Glue with Glue Stick

ACTIVITY SUMMARY PAGES:

Learning activity pages include everything you need to know to complete the activities for the week. Each learning category has a page with pictures, directions, materials, and goals so you know exactly what to do for each activity.

DETAILED ACTIVITY OVERVIEWS:

Each activity also has an activity overview page. This page includes the skills, materials, items to prep, directions for the activity, and a large photo of the activity in action. This page is perfect to keep with each set of materials for easy reference while learning.

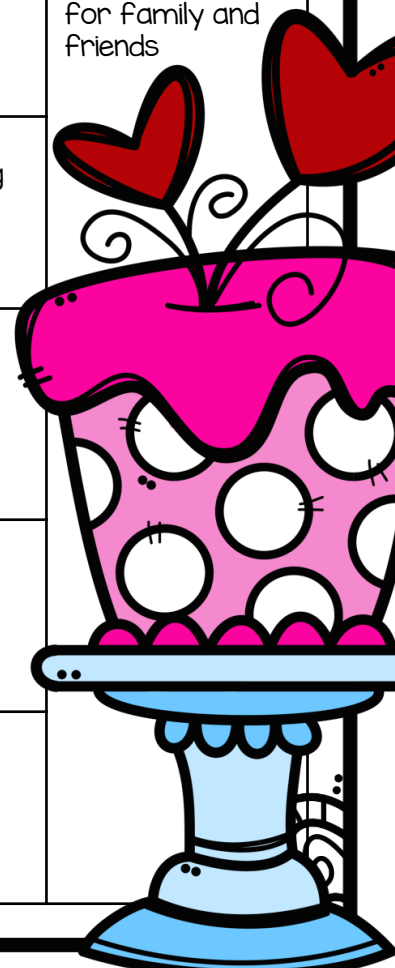


PRINTABLES:

Printable activities and materials to make weekly prep a breeze! Lots of printable options to save you from purchasing additional hands on materials that you may not have available.

Tot School: VALENTINES

	BOOKS	FINE MOTOR	GROSS MOTOR	FOOD/ SNACKS	SENSORY BINS	OTHER
MON	There Was an Old Lady Who Swallowed a Rose by Lucille Colandro	Roll, Count, and Fill the Heart	Musical Hearts: Letters	Strawberry Swirl Crescents	Valentines Theme Bin	Family Project: Make Valentines For Family and Friends
TUE	Love, Splat by Rob Scotton	Heart Tube Stamping & Pom Pom Painting	Letter Heart Scavenger Hunt	Strawberry Banana Skewers	Heart Water Beads Counting	
WED	Happy Valentine's Day, Mouse by Laura Numeroff	Paper Straw Threading	Musical Hearts: Numbers	Heart Veggie Sandwiches	Play Dough Hearts	
THU	Llama Llama I Love You by Anna Dewdney	Stained Glass Heart	Number Heart Scavenger Hunt	Heart Eyes Crackers	Mailing Hearts Sensory Bin	
FRI	Kiss Kiss Pout Pout Fish by Deborah Diesen	Tear Paper Heart Tree	Foam Heart Twister	Strawberry Yogurt Parfait	Valentines Water Play	



VALENTiNES: LEARNING GOALS

LETTER/SOUND:

- ☐ V is for Valentines

LITERACY SKILLS:

- ☐ Identify Letters

MATH SKILLS:

- ☐ Count Objects
- ☐ Identify Numbers
- ☐ Make Patterns

BASIC CONCEPTS:

- ☐ Identify Colors
- ☐ Identify Left & Right

FINE MOTOR SKILLS:

- ☐ Pinch with Tweezers
- ☐ Paint
- ☐ Stamp
- ☐ Thread Beads
- ☐ Cut with Scissors
- ☐ Stick on Contact Paper
- ☐ Glue with Glue Stick
- ☐ Tear Paper
- ☐ Peel Stickers
- ☐ Scoop with Tools
- ☐ Pour into Containers
- ☐ Scoop and Fill
- ☐ Roll Play Dough
- ☐ Push Items into Slots

GROSS MOTOR SKILLS:

- ☐ Dance
- ☐ Run
- ☐ Balance




VALENTINES: ACTIVITIES IN ACTION

PHOTOS OF ACTIVITIES IN ACTION:

Want to see more photos of each of this week's activities in action? Click here for large detailed photos of our tot school adventures! [Tot School: Valentines](#)



Tot School
**STAINED GLASS
HEART**



Tot School
**NUMBER
HEART HUNT**



Tot School
**VALENTINE PLAY
DOUGH COOKIES**



THANK YOU!

Thanks so much for downloading this resource! I truly appreciate it and hope it is exactly what you were looking for! Remember to leave feedback to earn credits towards future products. Please contact me with questions/concerns. jessica@mrsplemonskindergarten.com



TERMS OF USE

This resource is for single classroom use only. Sharing or reselling is not permitted without prior permission from the author. Copying any or all of this resource and uploading it to the internet or file sharing servers of any kind (including but not limited to classroom websites), is a violation of the Digital Millennium Copyright Act (DMCA).

© Mrs. Plemons' Kindergarten by Jessica Plemons

LET'S CONNECT

Click the icons below for more products, freebies and ideas for your classroom!



NEWSLETTER

Click the link below to sign up for the latest news from Mrs. Plemons' Kindergarten including EXCLUSIVE freebies, ideas, activities, and more!

SIGN UP
HERE



FONTS & GRAPHICS

Thank you to these artists for creating the beautiful fonts & graphics used in this product!

