

PLANS AND PRINTABLES


tot school **WINTER**



WINTER: TABLE OF CONTENTS

What's Included?	<u>3-4</u>
Week at a Glance.....	<u>5</u>
Learning Goals.....	<u>6</u>
Suggested Materials.....	<u>7</u>
Fine Motor Activities.....	<u>8</u>
<i>Build a Snowman</i>	<u>9</u>
<i>Snowball Count</i>	<u>10</u>
<i>Snowball Name Building</i>	<u>11</u>
<i>Puffy Snow Paint Snowmen</i>	<u>12</u>
<i>Snowman Cutouts</i>	<u>13-16</u>
<i>Marshmallow Paint Snowmen</i>	<u>17</u>
Gross Motor Activities.....	<u>18</u>
<i>Indoor "Snowball" Fight</i>	<u>19</u>
<i>Snowball Toss</i>	<u>20</u>
<i>Snow Shoveling</i>	<u>21</u>
<i>Build a Snowman</i>	<u>22</u>
<i>Snowman Decorations</i>	<u>23-26</u>
<i>Snowball Number Hunt</i>	<u>27</u>
<i>Snowball Hunt Page</i>	<u>28</u>
<i>Number Snowballs</i>	<u>29-30</u>
Snack Ideas.....	<u>31</u>
<i>Snowman Popcorn Cups</i>	<u>32</u>
<i>Quesadilla Snowmen</i>	<u>33</u>
<i>Donut Snowmen</i>	<u>34</u>
<i>Veggie Snowmen</i>	<u>35</u>
<i>Marshmallow Snowflakes</i>	<u>36</u>

Sensory Bins.....	<u>37</u>
<i>Winter Sensory Bin</i>	<u>38</u>
<i>Build a Snowman</i>	<u>39</u>
<i>Pretend Snow Play</i>	<u>40</u>
<i>Snow Globe Bin</i>	<u>41</u>
<i>Snow Shapes Pasta Bin</i>	<u>42</u>
Activities in Action.....	<u>43</u>



TOT SCHOOL: WHAT'S INCLUDED?

WEEK AT A GLANCE:

See all 25 books/activities for the week on one convenient page. Every week includes 5 books, 5 fine motor activities, 5 gross motor activities, 5 snacks, and 5 sensory bins along with a few other activities you may want to try!

LEARNING GOALS:

Each week includes a letter/sound focus, literacy, math, science/social studies, fine motor, and gross motor skills. The skills practiced each week are located on one convenient page for your reference as well as listed on the week at a glance, activity summary, and activity overview pages.

SUGGESTED MATERIALS:

Prepping for the week is super easy with this checklist. Round up everything you need for the week without having to search through each page of activities!

Tot School: WINTER

	BOOKS	FINE MOTOR	GROSS MOTOR	FOOD/ SNACKS	SENSORY BINS	OTHER
MON	The Mittens By Jan Brett	Build a Snowman	Indoor Snowman Fight	Snowman Popcorn Cups	Winter Sensory Bin	Make Frosting the Snowman and Frozen
TUE	Under My Hood I Have a Hat By Kaito Kusin	Snowball Count	Snowball Toss	Quinoa Snowman	Build a Snowman	Sing: Twinkle & Twinkle Winter Songs CD
WED	The Jacket I Wore in the Snow By Shirley Natani	Snowball Name Building	Snow Snowing	Donut Snowman	Shelfed Snow Play	Family Read: Flip, Flop, Fleece
THU	The Snow Day By Ezra Jack Keats	Build a Snowman	Build a Snowman	Yogurt Snowman	Snow Globe Bin	Snow Shapes Pasta Bin
		Marshmallow Paint Snowman	Snowball Number Hunt	Marshmallow Snowflakes		

WINTER: LEARNING GOALS

LETTER/SOUND: <input type="checkbox"/> W is for Winter	LITERACY SKILLS: <input type="checkbox"/> Identify Name <input type="checkbox"/> Identify Letters	MATH SKILLS: <input type="checkbox"/> One to One Correspondence <input type="checkbox"/> Count Objects <input type="checkbox"/> Order by Size <input type="checkbox"/> Identify Numbers	BASIC CONCEPTS: <input type="checkbox"/> Mix Colors <input type="checkbox"/> Color Identification	FINE MOTOR SKILLS: <input type="checkbox"/> Pinch with Fingers <input type="checkbox"/> Pinch with Tweezers <input type="checkbox"/> Peel Straws <input type="checkbox"/> Cut with a Brush <input type="checkbox"/> Cut with Scissors <input type="checkbox"/> Glue with Glue Bottle <input type="checkbox"/> Stamp <input type="checkbox"/> Scoop and Fill <input type="checkbox"/> Squeeze Play Dough	GROSS MOTOR SKILLS: <input type="checkbox"/> Throw Objects <input type="checkbox"/> Catch Objects <input type="checkbox"/> Build <input type="checkbox"/> Run
--	--	--	--	---	--

WINTER: SUGGESTED MATERIALS

BOOKS: <input type="checkbox"/> The Mittens By Jan Brett <input type="checkbox"/> Under My Hood I Have a Hat By Kaito Kusin <input type="checkbox"/> The Jacket I Wore in the Snow By Shirley Natani <input type="checkbox"/> The Snow Day By Ezra Jack Keats <input type="checkbox"/> Snowman by Margaret Wise Brown	FOOD VIMS: <input type="checkbox"/> Mix Regular & Jumbo Marshmallows <input type="checkbox"/> Vanilla Extract <input type="checkbox"/> Popcorn <input type="checkbox"/> Tortillas <input type="checkbox"/> Shredded Cheese <input type="checkbox"/> Peppers <input type="checkbox"/> Baked Oats <input type="checkbox"/> Candy Eyes <input type="checkbox"/> Powdered Sugar Mini Donuts <input type="checkbox"/> Chocolate Chips <input type="checkbox"/> Licorice <input type="checkbox"/> Ones <input type="checkbox"/> Mini Biscuits <input type="checkbox"/> Cucumbers <input type="checkbox"/> Carrots <input type="checkbox"/> Pretzel Sticks <input type="checkbox"/> Pretzel Rods <input type="checkbox"/> Baking Soda	PRINTABLES: <input type="checkbox"/> Snowman Cutouts <input type="checkbox"/> Large Snowman Decorations <input type="checkbox"/> Snowman Hunt Printable Page <input type="checkbox"/> Number Snowflakes	OTHER MATERIALS: <input type="checkbox"/> Empty Water Bottle <input type="checkbox"/> Mini Ice Cube Tray <input type="checkbox"/> Tweezers <input type="checkbox"/> Shaving Cream <input type="checkbox"/> Hula Hoops <input type="checkbox"/> Large Boxes <input type="checkbox"/> Soap <input type="checkbox"/> Shallow Fake Snow <input type="checkbox"/> Plastic Bottles <input type="checkbox"/> Snowman Cookie Cutters <input type="checkbox"/> Artificial Snow <input type="checkbox"/> Pom-poms <input type="checkbox"/> Small Trees <input type="checkbox"/> Fake Snow and Snowman <input type="checkbox"/> Snow Globes <input type="checkbox"/> Snowflake Pasta <input type="checkbox"/> Sorting Tray <input type="checkbox"/> Measuring Cups <input type="checkbox"/> Spoons
---	---	--	---

TOT SCHOOL: WHAT'S INCLUDED?

ACTIVITY SUMMARY PAGES:

Learning activity pages include everything you need to know to complete the activities for the week. Each learning category has a page with pictures, directions, materials, and goals so you know exactly what to do for each activity.

DETAILED ACTIVITY OVERVIEWS:

Each activity also has an activity overview page. This page includes the skills, materials, items to prep, directions for the activity, and a large photo of the activity in action. This page is perfect to keep with each set of materials for easy reference while learning.

PRINTABLES:

Printable activities and materials to make weekly prep a breeze! Lots of printable options to save you from purchasing additional hands on materials that you may not have available.

WINTER: FINE MOTOR ACTIVITIES

ACTIVITY	DESCRIPTION	MATERIALS	GOALS/SKILLS
Build a Snowman	Use hot glue to add buttons, eyes, ribbon and felt pieces to an empty water bottle. Use a black marker to draw a mouth on the snowman's face. Use fingers or tongs to grab marshmallows and fill the snowman's belly until he is all white.	• Empty Water Bottle • Buttons • Ribbon/Felt • Googly Eyes • Mini Marshmallows • Hot Glue • Black Marker	• Pinch with Fingers • Practice Counting
Snowball Count	Place 10 marshmallows into a tray with a men ice cube tray. Use tweezers to pick up the marshmallows and place them into each hole. Practice counting as each marshmallow is placed in a spot.	• Blue Cardstock • Tape • White Circle Labels • Reinforcements	• Pinch with Tweezers • One to One Correspondence • Count Objects • Twisting
Snowball Home Building	Cut a sheet of cardstock in half the long way and tape pieces together to make a long strip. Write names with a pencil in large letters. Use white erasable-dot hole punch markers as snowballs to build the shape of each letter.	• Snowing Cream • White Glue • White Cardstock • Reinforcements	• Pinch with a Brush • Cut with Scissors • Glue with Glue • Bottle
Right	Mix a bottle of white paint with equal parts of yellow and blue paint. Add glitter and shaving cream and write the name. Use a white marker to draw a mouth on the snowman's face. Use a black marker to draw a mouth on the snowman's face. Use a black marker to draw a mouth on the snowman's face.	• White Tempera Paint • Yellow Paint • Blue Paint • Glitter • Shaving Cream • Black Marker	• Pinch • Stamp • Roll Stickers

BUILD A SNOWMAN

Skills:

- Pinch with Fingers
- Pinch with Tweezers

Materials:


- Empty Water Bottle
- Buttons
- Ribbon/Felt
- Googly Eyes
- Mini Marshmallows
- Hot Glue
- Black Marker

Items to Prep:

- Use hot glue to add buttons, eyes, ribbon and felt pieces to an empty water bottle.
- Use a black marker to draw a mouth on the snowman's face.

Directions:

- Use fingers or tongs to grab marshmallows and fill the snowman's belly until he is all white.
- Additional activities:



WE'RE GOING ON AN SNOW HUN

SNOWMAN CUTOUT PR...

EYES: 1 2 3 4 5 6 7 8 9 10

NOSE: 1 2 3 4 5 6 7 8 9 10

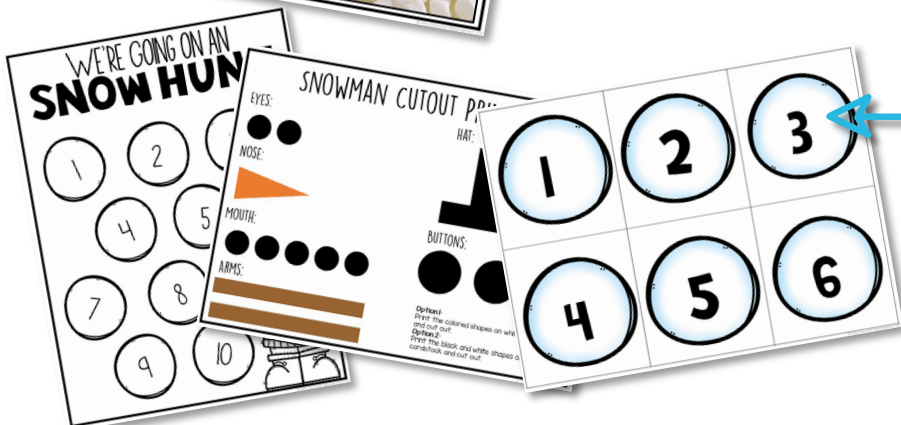
MOUTH: 1 2 3 4 5 6 7 8 9 10

ARMS: 1 2 3 4 5 6 7 8 9 10

HAT: 1 2 3 4 5 6 7 8 9 10


BUTTONS: 1 2 3 4 5 6 7 8 9 10

Options: Print the colored shapes on white and cut out. Print the black and white shapes on cardstock and cut out.



Tot School: **WINTER**

	BOOKS	FINE MOTOR	GROSS MOTOR	FOOD/ SNACKS	SENSORY BINS	OTHER
MON	The Mitten By Jan Brett	Build a Snowman	Indoor "Snowball" Fight	Snowman Popcorn Cups	Winter Sensory Bin	<i>Family Movie Night:</i> Frosty the Snowman and Frozen <i>Songs:</i> Freeze & Pre-K Winter Songs CD <i>Family Field Trip:</i> Sledding
TUE	Under My Hood I Have a Hat By Karla Kuskin	Snowball Count	Snowball Toss	Quesadilla Snowmen	Build a Snowman	
WED	The Jacket I Wear in the Snow By Shirley Nietzel	Snowball Name Building	Snow Shoveling	Donut Snowmen	Pretend Snow Play	
THU	The Snowy Day By Ezra Jack Keats	Puffy Snow Paint Snowmen	Build a Snowman	Veggie Snowmen	Snow Globe Bin	
FRI	Snowmen at Night By Carolyn Buehner	Marshmallow Paint Snowmen	Snowball Number Hunt	Marshmallow Snowflakes	Snow Shapes Pasta Bin	



WINTER: LEARNING GOALS

LETTER/SOUND:

- ☐ W is for Winter

LITERACY SKILLS:

- ☐ Identify Name
- ☐ Identify Letters

MATH SKILLS:

- ☐ One to One Correspondence
- ☐ Count Objects
- ☐ Order by Size
- ☐ Identify Numbers

BASIC CONCEPTS:

- ☐ Identify Colors

FINE MOTOR SKILLS:

- ☐ Pinch with Fingers
- ☐ Pinch with Tweezers
- ☐ Peel Stickers
- ☐ Paint with a Brush
- ☐ Cut with Scissors
- ☐ Glue with Glue Bottle
- ☐ Stamp
- ☐ Scoop and Fill
- ☐ Squeeze Play Dough

GROSS MOTOR SKILLS:

- ☐ Throw Objects
- ☐ Catch Objects
- ☐ Build
- ☐ Run



WINTER: ACTIVITIES IN ACTION

PHOTOS OF ACTIVITIES IN ACTION:

Want to see more photos of each of this week's activities in action? Click here for large detailed photos of our tot school adventures! [Tot School: Winter](#)



Tot School BUILD A SNOWMAN



Tot School PUFFY PAINT SNOWMAN



Tot School WINTER SENSORY BIN



THANK YOU!

Thanks so much for downloading this resource! I truly appreciate it and hope it is exactly what you were looking for! Remember to leave feedback to earn credits towards future products. Please contact me with questions/concerns. jessica@mrsplemonskindergarten.com



TERMS OF USE

This resource is for single classroom use only. Sharing or reselling is not permitted without prior permission from the author. Copying any or all of this resource and uploading it to the internet or file sharing servers of any kind (including but not limited to classroom websites), is a violation of the Digital Millennium Copyright Act (DMCA).

© Mrs. Plemons' Kindergarten by Jessica Plemons

LET'S CONNECT

Click the icons below for more products, freebies and ideas for your classroom!



NEWSLETTER

Click the link below to sign up for the latest news from Mrs. Plemons' Kindergarten including EXCLUSIVE freebies, ideas, activities, and more!

SIGN UP
HERE



FONTS & GRAPHICS

Thank you to these artists for creating the beautiful fonts & graphics used in this product!

