

PLANS AND PRINTABLES

tot school
ZOO



ZOO: TABLE OF CONTENTS

What's Included?	<u>3-4</u>
Week at a Glance.....	<u>5</u>
Learning Goals.....	<u>6</u>
Suggested Materials.....	<u>7</u>
Fine Motor Activities.....	<u>8</u>
<i>Zoo Animal Color & Stamp</i>	<u>9</u>
<i>Elephant Craft</i>	<u>10</u>
<i>Elephant Craft Pieces</i>	<u>11-12</u>
<i>Handprint Giraffe</i>	<u>13</u>
<i>Zebra Painting</i>	<u>14</u>
<i>Zebra Pieces</i>	<u>15</u>
<i>Lion Face</i>	<u>16</u>
<i>Lion Craft Pieces</i>	<u>17-18</u>
Gross Motor Activities.....	<u>19</u>
<i>Zookeeper Says</i>	<u>20</u>
<i>"Zookeeper Says" Game Die</i>	<u>21</u>
<i>Elephant Trunk Tidy Up</i>	<u>22</u>
<i>Zoo Animal Round Up</i>	<u>23</u>
<i>Printable Zoo Animals</i>	<u>24-26</u>
<i>Animal Action</i>	<u>27</u>
<i>Jungle Crawl</i>	<u>28</u>
Snack Ideas.....	<u>29</u>
<i>Monkey Crackers</i>	<u>30</u>
<i>Elephant Sandwich w/Peanuts</i>	<u>31</u>
<i>Cheesy Giraffe</i>	<u>32</u>
<i>Zebra Tails</i>	<u>33</u>
<i>Lion Face</i>	<u>34</u>

Sensory Bins.....	<u>35</u>
<i>Build a Zoo</i>	<u>36</u>
<i>Play Dough Animals</i>	<u>37</u>
<i>Play Dough Zoo</i>	<u>38</u>
<i>Zoo Slime</i>	<u>39</u>
<i>Feed the Animals</i>	<u>40</u>
Activities in Action.....	<u>41</u>




TOT SCHOOL: WHAT'S INCLUDED?

WEEK AT A GLANCE:

See all 25 books/activities for the week on one convenient page. Every week includes 5 books, 5 fine motor activities, 5 gross motor activities, 5 snacks, and 5 sensory bins along with a few other activities you may want to try!

Jot School: ZOO

	BOOKS	FINE MOTOR	GROSS MOTOR	FOOD/SNACKS	SENSORY BINS	OTHER
MON	U.S. to the Zoo By Eric Carle	Zoo Animal Color & Stamp	Zookeeper Says	Monkey Crackers	Build a Zoo	
TUE	Goatville By Suzanne Mc Kernner	Elephant Craft	Elephant Trunk Tidy Up	Elephant Cutout Sandwich withnuts	Play Dough Animals	
WED	Goatville By Catherine Spaccade	Handprint Goat	Zoo Animal Sound Up	Cherry Graffiti	Play Dough Zoo	
THU	Zebra By Catherine Spaccade	Zebra Planning	Animal Action	Zebra Tails	Zoo Slime	
		Loan Face	Jungle Crawl	Loan Face	Feed the Animals	



LEARNING GOALS:

Each week includes a letter/sound focus, literacy, math, science/social studies, fine motor, and gross motor skills. The skills practiced each week are located on one convenient page for your reference as well as listed on the week at a glance, activity summary, and activity overview pages.

ZOO: LEARNING GOALS

LETTER/SOUND:
Z is for Zoo


LITERACY SKILLS:
Identify Letters

MATH SKILLS:
Count 1-10

BASIC CONCEPTS:
Listen
Identify Zoo Animals

FINE MOTOR SKILLS:
 Draw with Crayons
 Stamp
 Cut with Scissors
 Glue with Glue Bottle
 Blow with Straw
 Make Handprints
 Stamp with Brush
 Glue with Glue Stick
 Scoop and Fill
 Dig
 Roll Play Dough
 Cut with Cookie Cutters
 Roll Theme #10 Dough
 Measure & Mix
 Squeeze Slime

GROSS MOTOR SKILLS:
 Hop
 Spin
 Climb
 Shake
 Stomp
 Crawl



SUGGESTED MATERIALS:

Prepping for the week is super easy with this checklist. Round up everything you need for the week without having to search through each page of activities!

ZOO: SUGGESTED MATERIALS


BOOKS:
 U.S. to the Zoo By Eric Carle
 Goatsville By Suzanne Mc Kernner
 Goatville By Catherine Spaccade
 Zebra By Catherine Spaccade
 Loan Face By Catherine Spaccade

FOOD ITEMS:
 Watermelon
 Peanut Butter
 Peanut Butter Cookies
 Candy Eyes
 Lemon/Lime Juice & Sandwiches
 Apples
 Colby Jack Cheese Stick
 Macaroni and Cheddar Cheese Sauce
 Celery
 White Candy Melt
 Chocolate Candy Melt
 Shredded Cheddar Peppers
 Yellow and Orange Peppers
 Cheddar Chips
 White Beans
 Food Coloring
 Popcorn Seeds

CRAY MATERIALS:
 Crayons
 Paper
 Animal Stamps
 Tempera Paint
 Pom-pom
 Goody Eyes
 Washi Tape
 Play Dough
 Foam Pieces
 Toppings
 Straws

OTHER MATERIALS:
 Straw
 Cotton Swabs
 Paper Plates
 Long Beans
 Pink Pom-poms
 Alphabet Zoo Animals
 Alphabet Chalk
 Animal Action Song
 Green Party Streamers
 Animal Cookie Cutters
 Plastic Trees
 Plastic Trees
 Bows
 Open Pouch Lids
 Small Cups and Spoons
 Small Cups and Spoons

PRINTABLES:
 Elephant Craft Pieces
 Zebra Craft Pieces
 Loan Craft Pieces
 Zookeeper Says Die
 Printable Zoo Animals



TOT SCHOOL: WHAT'S INCLUDED?

ZOO: FINE MOTOR ACTIVITIES

ACTIVITY	DESCRIPTION	MATERIALS	GOALS/SKILLS
Zoo Animal Color & Stamp	Use crayons, colored pencils and/or markers to draw, trace, write, draw, write, etc. To provide an activity to each student to complete the zoo.	• Crayons • Colored Pencils • Markers • Animal Stamps • Stamp Pad	• Draw with Crayons
Elephant Craft	Cut out the pieces for the elephant and glue them together on a piece of paper. Add googly eyes to the back. Draw three dots of blue paint on the paper and use a cotton swab to make the elephant look like the elephant is blowing water out of her trunk.	• Elephant Craft Pieces (pg. 24) • Stamp Pad • Googly Eyes • Cotton Swabs • Tempera Paint • Paintbrush • Glue	• Cut with Scissors • Glue with Glue • Blow with Straw • Make Handprints • Paint
Handprint Giraffe	Make a yellow hand print for the giraffe body. Use a paintbrush to add a long neck and head. Use a cotton swab and/or fingers to make the giraffe spots. Use a small googly eye on the head to complete the face.	• Stamp Pad • Cotton Swabs • Googly Eyes • Glue • Tempera Paint • Paintbrush • Cotton Swabs • Glue • Lamin Craft Pieces (pg. 24) • Stamp Pad	• Cut with Scissors • Glue with Glue • Blow with Brush • Cut with Scissors • Glue with Glue • Paint with Brush

ACTIVITY SUMMARY PAGES:

Learning activity pages include everything you need to know to complete the activities for the week. Each learning category has a page with pictures, directions, materials, and goals so you know exactly what to do for each activity.

HANDPRINT GIRAFFE

Skills:

- Make Handprints
- Paint

Materials:

- Tempera Paint
- Paintbrush
- Cotton Swabs
- Googly Eyes
- Glue

Items to Prep:

- Cut apple in half; then cut notches in the top to make a platter.
- Pour red and green tempera paint onto 2 separate paper plates.

Directions:

- Make a yellow hand print for the giraffe body.
- Use a paintbrush to add a long neck and head.
- Use a cotton swab and/or fingers to make the giraffe spots.
- Glue a small googly eye on the head to complete the face.

DETAILED ACTIVITY OVERVIEWS:

Each activity also has an activity overview page. This page includes the skills, materials, items to prep, directions for the activity, and a large photo of the activity in action. This page is perfect to keep with each set of materials for easy reference while learning.


Copy on White Eyes (rectangle per circle)

PRINTABLES:

Printable activities and materials to make weekly prep a breeze! Lots of printable options to save you from purchasing additional hands on materials that you may not have available.

Tot School: ZOO

	BOOKS	FINE MOTOR	GROSS MOTOR	FOOD/ SNACKS	SENSORY BINS	OTHER
MON	1,2,3 to the Zoo By Eric Carle	Zoo Animal Color & Stamp	Zookeeper Says	Monkey Crackers	Build a Zoo	
TUE	Elephants By Sydnie M. Kleinhenz	Elephant Craft	Elephant Trunk Tidy Up	Elephant Cutout Sandwich w/Peanuts	Play Dough Animals	
WED	Giraffes By Catherine Ipcizade	Handprint Giraffe	Zoo Animal Round Up	Cheesy Giraffe	Play Dough Zoo	
THU	Zebra By Catherine Ipcizade	Zebra Painting	Animal Action	Zebra Tails	Zoo Slime	
FRI	Lions By Catherine Ipcizade	Lion Face	Jungle Crawl	Lion Face	Feed the Animals	



ZOO: LEARNING GOALS

LETTER/SOUND:

- Z is for Zoo

LITERACY SKILLS:

- Identify Letters

MATH SKILLS:

- Count 1-10

BASIC CONCEPTS:

- Listen
- Identify Zoo Animals

FINE MOTOR SKILLS:

- Draw with Crayons
- Stamp
- Cut with Scissors
- Glue with Glue Bottle
- Blow with Straw
- Make Handprints
- Paint with Brush
- Glue with Glue Stick
- Scoop and Fill
- Dig
- Roll Play Dough
- Cut with Cookie Cutters
- Push Items into Dough
- Measure & Mix
- Pour
- Squeeze Slime

GROSS MOTOR SKILLS:

- Hop
- Run
- Climb
- Shake
- Gallop
- Crawl



ZOO: ACTIVITIES IN ACTION

PHOTOS OF ACTIVITIES IN ACTION:

Want to see more photos of each of this week's activities in action? Click here for large detailed photos of our tot school adventures! [Tot School: Zoo](#)



Tot School
**PAPER PLATE
LION**



Tot School
**ZOO ANIMAL
ROUND UP**



Tot School
**PLAY DOUGH
ZOO**



THANK YOU!

Thanks so much for downloading this resource! I truly appreciate it and hope it is exactly what you were looking for! Remember to leave feedback to earn credits towards future products. Please contact me with questions/concerns. jessica@mrsplemonskindergarten.com



TERMS OF USE

This resource is for single classroom use only. Sharing or reselling is not permitted without prior permission from the author. Copying any or all of this resource and uploading it to the internet or file sharing servers of any kind (including but not limited to classroom websites), is a violation of the Digital Millennium Copyright Act (DMCA).

© Mrs. Plemons' Kindergarten by Jessica Plemons

LET'S CONNECT

Click the icons below for more products, freebies and ideas for your classroom!



NEWSLETTER

Click the link below to sign up for the latest news from Mrs. Plemons' Kindergarten including EXCLUSIVE freebies, ideas, activities, and more!



FONTS & GRAPHICS

Thank you to these artists for creating the beautiful fonts & graphics used in this product!

