

PRESCHOOL PRACTICE & PREP


DOT MARKER

letter practice

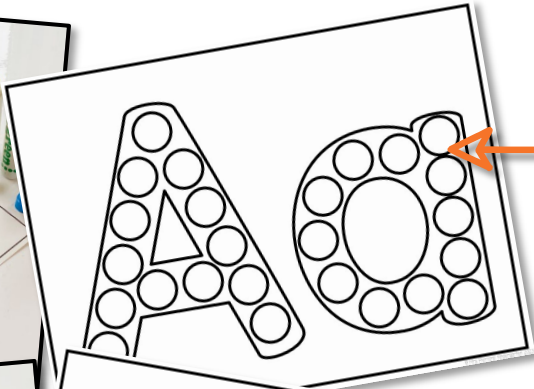


DOT MARKER: TABLE OF CONTENTS

What's Included?.....	3-4
Extension Ideas.....	5
Letter A Pages (<i>Apple, Astronaut, Acorn, Angel</i>).....	6-22
Letter B Pages (<i>Ball, Bear, Butterfly, Bell</i>).....	23-39
Letter C Pages (<i>Cake, Christmas, Carnival, Cat</i>).....	40-56
Letter D Pages (<i>Dinosaur, Dice, Donut, Dog</i>).....	57-73
Letter E Pages (<i>Egg, Envelope, Emergency, Eagle</i>).....	74-90
Letter F Pages (<i>Five, Forest, Farm, Flag</i>).....	91-107
Letter G Pages (<i>Ghost, Guitar, Gingerbread, Gem</i>).....	108-124
Letter H Pages (<i>Hand, Hat, Heart, House</i>).....	125-141
Letter I Pages (<i>Igloo, Insect, Ice, Ice Cream</i>).....	142-158
Letter J Pages (<i>Job, Jar, Jelly, Jack O' Lantern</i>).....	159-175
Letter K Pages (<i>Kitten, King, Key, Ketchup</i>).....	176-192
Letter L Pages (<i>Leaf, Lion, Lemon, Ladybug</i>).....	193-209
Letter M Pages (<i>Mitten, Moon, Mushroom, Magnet</i>).....	210-226
Letter N Pages (<i>Night, Nature, Nose, Nature</i>).....	227-243
Letter O Pages (<i>Olive, Ostrich, Outer Space, Ocean</i>).....	244-260
Letter P Pages (<i>Pirate, Pumpkin, Pond, Pear</i>).....	261-277
Letter Q Pages (<i>Queen, Quail, Question, Quilt</i>).....	278-294
Letter R Pages (<i>Robot, Reindeer, Recycle, Rainforest</i>).....	295-311
Letter S Pages (<i>Superhero, Shamrock, Seahorse, Saw</i>).....	312-328
Letter T Pages (<i>Turkey, Taco, Tooth, Tent</i>).....	329-345
Letter U Pages (<i>Umbrella, Underwear, Unicorn, Uniform</i>).....	346-362
Letter V Pages (<i>Valentines, Vase, Volcano, Violin</i>).....	363-379
Letter W Pages (<i>Winter, Watermelon, Worm, Witch</i>).....	380-396
Letter X Pages (<i>X-ray, Axe, Box, Six</i>).....	397-413
Letter Y Pages (<i>Yoyo, Yak, Yarn, Yams</i>).....	414-430
Letter Z Pages (<i>Zoom, Zoo, Zebra, Zipper</i>).....	431-447




DOT MARKER: WHAT'S INCLUDED?




OPTION 1: STAMP LETTERS ONLY

- Stamp inside the letters with dot stampers.



OPTION 2: STAMP OBJECTS ONLY


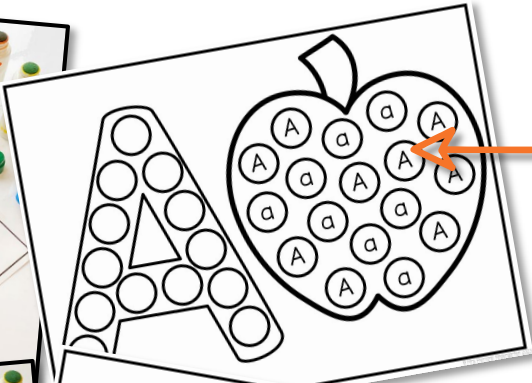
- Stamp inside the object with dot stampers.



OPTION 3: STAMP LETTER & OBJECT

- Stamp inside the letter and object with dot stampers.

DOT MARKER: WHAT'S INCLUDED?



OPTION 4: STAMP LETTER & UPPER/LOWERCASE

- Stamp inside the letter with dot stampers.
- Find the uppercase letters in the object and stamp them one color making the letter sound each time.
- Find the lowercase letters in the object and stamp them a different color making the letter sound each time.

OPTION 5: STAMP LETTER & FIND THE LETTER

- Stamp inside the letter with dot stampers.
- Find the uppercase target letters in the object and stamp them one color making the letter sound each time.
- Find the lowercase target letters in the object and stamp them a different color making the letter sound each time.

EXTENSION ACTIVITIES

- Say letter name every time you make a stamp to reinforce the letter name.
- Practice making the letter sound each time you make a stamp.
- Use dot markers or crayons to finish coloring the page.
- Practice writing the letter in upper and/or lowercase on the back of the page.
- Search books and environment for the target letter.
- Name the other letters in the object that are not the target letter.



EXTENSION IDEAS

- Full page of ideas for additional letter practice.

EXTENSION ACTIVITIES

- Say letter name every time you make a stamp to reinforce the letter name.
- Practice making the letter sound each time you make a stamp.
- Use dot markers or crayons to finish coloring the page.
- Practice writing the letter in upper and/or lowercase on the back of the page.
- Search books and environment for the target letter.
- Name the other letters in the object that are not the target letter.



THANK YOU!

Thanks so much for downloading this resource! I truly appreciate it and hope it is exactly what you were looking for! Remember to leave feedback to earn credits towards future products. Please contact me with questions/concerns. jessica@mrsplemonskindergarten.com



TERMS OF USE

This resource is for single classroom use only. Sharing or reselling is not permitted without prior permission from the author. Copying any or all of this resource and uploading it to the internet or file sharing servers of any kind (including but not limited to classroom websites), is a violation of the Digital Millennium Copyright Act (DMCA).

© Mrs. Plemons' Kindergarten by Jessica Plemons

LET'S CONNECT

Click the icons below for more products, freebies and ideas for your classroom!



NEWSLETTER

Click the link below to sign up for the latest news from Mrs. Plemons' Kindergarten including EXCLUSIVE freebies, ideas, activities, and more!



FONTS & GRAPHICS

Thank you to these artists for creating the beautiful fonts & graphics used in this product!

