


PRESCHOOL PRACTICE & PREP


DOT MARKER

number practice






DOT MARKER: TABLE OF CONTENTS

What's Included?.....	3-4
Extension Ideas.....	5
Number 0.....	6-11
Number 1.....	12-25
Number 2.....	26-39
Number 3.....	40-53
Number 4.....	54-67
Number 5.....	68-81
Number 6.....	82-95
Number 7.....	96-109
Number 8.....	110-123
Number 9.....	124-137
Number 10.....	138-151
Number 11.....	152-165
Number 12.....	166-179
Number 13.....	180-193
Number 14.....	194-207
Number 15.....	208-221
Number 16.....	222-235
Number 17.....	236-249
Number 18.....	250-263
Number 19.....	264-277
Number 20.....	278-291



DOT MARKER: WHAT'S INCLUDED?



OPTION 1: STAMP NUMBER ONLY

- Stamp inside the number with dot stampers.



OPTION 2: STAMP NUMBER & 10 FRAME

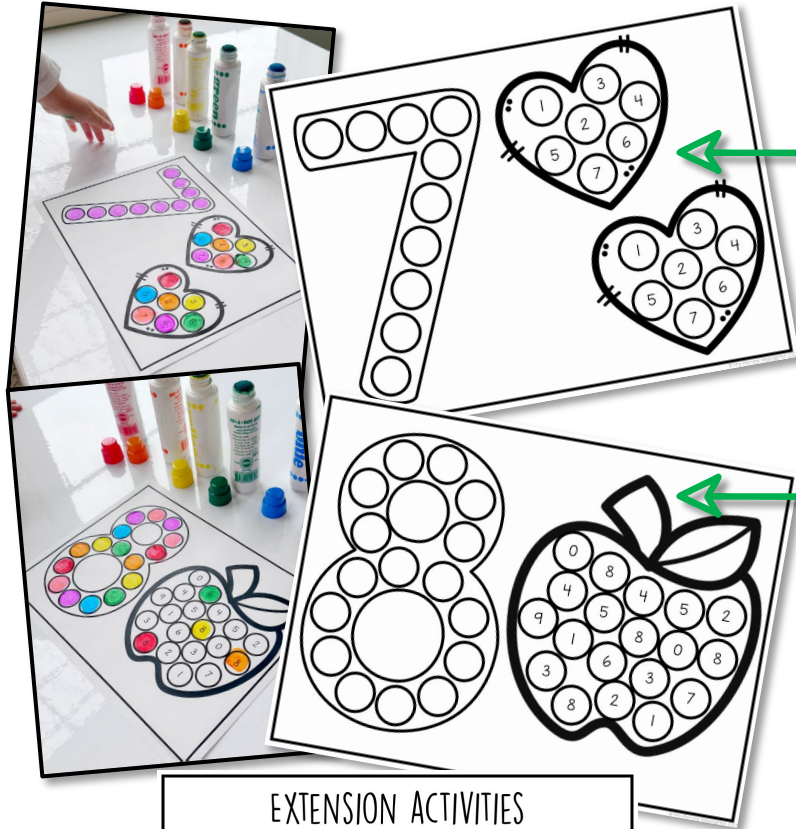
- Stamp inside the number and count/color objects in ten frame with dot stampers.



OPTION 3: STAMP NUMBER & 10 FRAME

- Stamp inside the number and add the correct number of dots in the empty ten frame with dot stampers.

DOT MARKER: WHAT'S INCLUDED?



OPTION 4: STAMP NUMBER & COUNT

- Stamp inside the number with dot stampers.
- Dot each number in order to practice counting to the target number.

OPTION 5: STAMP NUMBER & FIND THE NUMBER

- Stamp inside the number with dot stampers.
- Find the target numbers in the object and stamp them saying the number each time.

EXTENSION ACTIVITIES

- Say number name every time you make a stamp to reinforce the number name.
- Count the number of stamps inside the number.
- Make color patterns inside the number or ten frames with stamps.
- Use dot markers or crayons to finish coloring the page.
- Practice writing the number on the back of the page.
- Search books and environment for the target number.
- Name the other numbers in the object that are not the target number.



EXTENSION IDEAS

- Full page of ideas for additional number practice.

EXTENSION ACTIVITIES

- Say number name every time you make a stamp to reinforce the number name.
- Count the number of stamps inside the number.
- Make color patterns inside the number or ten frames with stamps.
- Use dot markers or crayons to finish coloring the page.
- Practice writing the number on the back of the page.
- Search books and environment for the target number.
- Name the other numbers in the object that are not the target number.



more products you may like

FULL YEAR EARLY LEARNING CURRICULUM



AGES 1-2



AGES 2-3



AGES 3-4

(Click each image to see more)

THANK YOU!

Thanks so much for downloading this resource! I truly appreciate it and hope it is exactly what you were looking for! Remember to leave feedback to earn credits towards future products. Please contact me with questions/concerns. jessica@mrsplemonskindergarten.com



TERMS OF USE

This resource is for single classroom use only. Sharing or reselling is not permitted without prior permission from the author. Copying any or all of this resource and uploading it to the internet or file sharing servers of any kind (including but not limited to classroom websites), is a violation of the Digital Millennium Copyright Act (DMCA).

© Mrs. Plemons' Kindergarten by Jessica Plemons

LET'S CONNECT

Click the icons below for more products, freebies and ideas for your classroom!



NEWSLETTER

Click the link below to sign up for the latest news from Mrs. Plemons' Kindergarten including EXCLUSIVE freebies, ideas, activities, and more!

SIGN UP
HERE



FONTS & GRAPHICS

Thank you to these artists for creating the beautiful fonts & graphics used in this product!

